

Krieger's

Nursery

WWW.KRIEGERSNURSERY.COM

PHONE: 269-465-5522

2025

WHOLESALE PRICE LIST

Welcome to Krieger's Wholesale Nursery

Plants! It's what we do - grow plants, and it's what we have done for over 90 years. We are a 5th generation family owned and operated business.

We take great pride in providing our customers with quality plants and root stock for their garden center, farm market, or family garden. We offer varieties that have proven to be the most vigorous and disease resistant. All plants are state inspected and certified disease free.

Check out our Spring 2025 Selections! New for this year:

- Blueberry: Draper
- Black Raspberries: Allen and Blackhawk
- Red Raspberry: Amity, Kilarney and Nova
- Figs: Black Mission, Olympian and Violette de Bordeaux
- Seedless Grapes: Somerset Red
- Junebearing Strawberry: AC Wendy

For faster wholesale ordering, order at kriegersnursery.com.

Quantity discounts are available on all plants. For lesser quantities, choose berryplants.com. We are just a phone call or email away to assist you with placing your order.

If you are in our area feel free to stop by to see our plants! We offer customer pick up for your convenience.

The Krieger Family
Mark, Jame, Peppe, Peter
Pia, Marilyn
Ellie

Wholesale orders: **\$250.00 minimum**

Order today call: **269-465-5522** or go online: www.kriegersnursery.com






Krieger's
PLANTS FOR SALE

- Blueberries
- Grapes
- Strawberries
- Asparagus
- Jostaberries
- Horseradish
- Raspberries
- Currants
- Blackberries
- Gooseberries
- Hops
- Rhubarb



Wholesale orders: **\$250.00 minimum**
Check out our Facebook : **Krieger's Wholesale Nursery**

Blueberry

Bluecrop



Plant: Full Sun

Spacing: 2' - 4'

Grow: 6' - 8'

Soil Type: pH 4.0 - 6.0

Zone: 4 - 7

How to Plant:

Plant roots in a hole 6" - 8" deep.

All blueberries are self pollinating, but will yield a larger crop if more than one variety is planted.

Grape

(Seedless)

Concord



Plant: Full Sun

Spacing: 2' - 4'

Grow: 3' - 6'

Soil Type: pH 5.5 - 7.5

Zone: 4 - 8

Color: Blue

How to Plant:

Dig a trench 6" wide and 10" - 12" deep. Spread roots in bottom of trench and cover with soil. Main stem should be 1/2 to 1/3 below ground level.

Raspberry

(red)

Caroline



Plant: Full Sun

Spacing: 12" - 18"

Grow: 2' - 4'

Soil Type: pH 6.0 - 7.5

Zone: 3 - 8

Type: Everbearing

How to Plant:

The top of the root on the cane should only be 1" below ground level. Spread roots out to allow plant to sucker up from the bottom.

Table of Contents...

Asparagus	Page 22
Blackberries	Page 6
Blueberries	Page 3
Currants	Page 10
Elderberries	Page 18
Figs	Page 16
Goji Berries	Page 19
Gooseberries	Page 11
Grapes	Page 13
Hops	Page 26
Horseradish	Page 20
Jostaberry	Page 12
Raspberries	Page 7
Rhubarb	Page 21
Strawberries	Page 24
Containers & Tags	Page 27



Blueberries

This sweet fruit is the #1 antioxidant.

Antioxidants are thought to help protect the body against the damaging effects of free radicals and the chronic diseases associated with the aging process. Fresh fruits, including blueberries, contain many of these naturally occurring antioxidants such as Vitamins C and E.

How to care for your plants upon arrival: Remove Blueberry plants from shipping box immediately. Store Blueberry plants in a cool moist place and untie the bundles. Keep roots moist at all times. Do not over water.

What type of soil: Blueberries require an acid soil, a pH of 4.5 to 6. For best results, blueberries should be planted in peat (can also use a mixture of 2/3 peat to 1/3 soil). Blueberries also like a moist soil, but should not stand in water. The plant should be watered often in summer, when it sets fruit for the coming year.

Plant only in soil. Do not plant in any non-soil media.

How to plant: Do not plant/pot in any type of media containing wood chips or bark. Plant roots in a shallow hole 6" deep, 12"– 24" in diameter. Mix soil - 2/3 Canadian Peat Moss and 1/3 soil from same hole. Fill hole 3" from top with mixture. Set plant in hole and cover with rest of the mixture. Water, then mound plant up at base 4"– 6" high with remaining mixture. Plant 2' – 4' apart. Water regularly. Do not over water. **Do not mulch around our plants.** Potting in containers smaller than one gallon size is not recommended. Do not trim roots.

When to plant: In the spring after chance of frost has passed.

Where to plant: Full sun.

Wholesale orders: **\$250.00 minimum**

Check out our Facebook : **Krieger's Wholesale Nursery**

Blueberries



Most blueberries are self pollinating, but will yield a larger crop if more than one variety is planted.

Earliblue – One of the first blueberries of the season. Ripens in June producing a large sweet berry. Self-pollinating, but will yield larger crops if pollinated with Bluecrop or Blueray.

Fruit Size: Large **Flavor:** Sweet **Firmness:** Firm
(Zone 4–7)

Duke – An early season with a large, firm berry with good color. Plant is vigorous and grows upright.

Fruit Size: Large **Flavor:** Sweet **Firmness:** Firm (Zone 4–7)

Blueetta – A late blooming, early ripening variety perfect for colder climates. Medium sized berry, with moderate to high fruit production.

Fruit Size: Medium **Flavor:** Sweet **Firmness:** Firm (Zone 4–7)

Patriot – Ripens early. The fruit is large and has very good flavor. The bush is vigorous.

Fruit Size: Large **Flavor:** Sweet **Firmness:** Firm (Zone 3–7)

Northland – Ripens early in the season. Fruit is medium size, medium firm with a wild berry flavor. The bush is vigorous and productive. Recommended for northern areas.

Fruit Size: Medium **Flavor:** Sweet **Firmness:** Firm (Zone 3–7)

Blueray – Ripens in July. It is very large with a sweet flavor.

Fruit Size: Large **Flavor:** Sweet **Firmness:** Firm (Zone 4–7)

Bluecrop – Ripens early to mid-season. This blueberry is light in color. It is the best all around variety. It has high quality fruit and is disease resistant. Great for U-Pick.

Fruit Size: Large **Flavor:** Sweet **Firmness:** Very Firm (Zone 4–7)

NEW

Draper – Early to mid-season. Compact bush produces large, firm, light blue berries that hold well. Great for farm stands. An attractive plant for edible landscaping.

Fruit Size: Large **Flavor:** Sweet **Firmness:** Firm (Zone 4–7)

Berkeley – Ripens in Mid-July and produces the largest and the sweetest of all blueberries.

Fruit Size: Very Large **Flavor:** Very Sweet **Firmness:** Firm (Zone 5–7)



Blueberries

Rancocas – A mid-season berry. Great for freezing and baking. A great berry for desserts.

Fruit Size: Medium **Flavor:** Sweet
Firmness: Firm (Zone 4–7)

Rubel – A mid-season berry. The smaller berry tends to give a much a better presentation when used for baking.

Fruit Size: Medium **Flavor:** Sweet
Firmness: Very Firm (Zone 4–8)

Coville – A mid-season berry. Produces a large crop. Needs cross pollinator – plant near another blueberry variety.

Fruit Size: Large **Flavor:** Sweet/Tart **Firmness:** Firm
(Zone 3–8)

Jersey – A mid to late season berry. The bush is very vigorous and productive.

Fruit Size: Medium **Flavor:** Sweet **Firmness:** Firm (Zone 4–7)

Legacy – Late mid-season berry. Grows in a wide range of soil types. Heavy producer. Plants should be trimmed annually due to weight of fruit.

Fruit Size: Medium **Flavor:** Very Sweet **Firmness:** Firm (Zone 5–8)

Pink Lemonade – A late-season berry with a sweet, lemony flavor. Will do better with another variety that blooms around the same time. More compact bush. Berries are dark pink when ripe. An attractive addition to desserts.

Fruit Size: Medium **Flavor:** Very Sweet **Firmness:** Firm (Zone 4–8)

Elliott – A late season berry. The fruit is medium in size, firm, light blue and has good flavor. The bush is vigorous, upright, winter hardy and productive. It is suitable for both hand picking and mechanical harvesting.

Fruit Size: Medium **Flavor:** Sweet **Firmness:** Firm (Zone 4–7)

Blueberries – Pricing Per Plant (10 plants per bundle)

Available in Pots! Call or Email for Pricing.

Bundle Size	Per 10				Per 100				
	Plant Size	8”/12”	12”/18”	18”/24”	Over 24”	8”/12”	12”/18”	18”/24”	Over 24”
All Varieties	\$5.30	\$6.55	\$9.30	\$13.70	\$4.85	\$5.70	\$8.60	\$13.00	

Cannot ship to CA, OR, or WA

Additional quantity pricing available upon request. Call today at 1-269-465-5522

Wholesale orders: \$250.00 minimum

Check out our Facebook : [Krieger's Wholesale Nursery](#)



Blackberries

Eat them fresh, frozen or canned! They make delicious pies, syrup, jams and jellies!

How to care for your plants upon arrival: Remove Blackberry plants from shipping box immediately. Store Blackberry plants in a cool moist place and untie the bundles. Keep roots moist at all times. Do not over water.

What type of soil: Requires neutral soil, a pH of 6.5 to 7. Plants will grow in any type of well-drained soil. **Plant only in soil. Do not plant in any non-soil media.**

How to plant: Do not plant/pot in any type of media containing wood chips or bark. The top root on the cane should only be 1" below the ground level. If planted too deep, it will not grow a new shoot from the base of the plant. Plants should be spaced 3'– 4' apart. **Do not mulch around our plants.** Potting in containers smaller than one gallon size is not recommended. Do not trim roots.

When to plant: In the spring after chance of frost has passed.

Where to plant: Full sun

Thornless Blackberries

Natchez – Semi-erect. Very large, very firm fruit with excellent flavor. (Zone 6–9)

Prime Ark Freedom – Everbearing. Erect, early season, rust resistant variety that sets a crop in June and again around August. Large sweet fruit. (Zone 5–9)

Arapaho – Erect. Very firm, large fruit with small seeds. Excellent flavor. (Zone 5–9)

Ouachita – Erect. Attractive very large glossy fruit with excellent flavor. High yields. Great for farm stands. (Zone 6–9)

Apache – Erect. Super-sized fruit with excellent flavor to boot! Large yields. (Zone 6–9)

Navaho – Semi-erect. Medium sized black fruit with the best flavor and highest sugar content. (Zone 6–10)

Hull – Trailing. Medium to large fruit with a mild flavor. Good producer. Good winter survival. (Zone 5–9)

Triple Crown – Vigorous and productive with large, sweet fruit. Can tolerate some cold. (Zone 5–8)

Chester – Semi-erect. Mild, flavorful medium-sized fruit with high yields. Can tolerate drier conditions once established. (Zone 5–8)

Thorny Blackberries

Darrow – Erect. Large, sweet fruit. Vigorous growing and very thorny. Tolerates cold better than thornless varieties. (Zone 3–8)

Blackberries – Pricing Per Plant (10 and 25 plants per bundle)

Available in Pots! Call or Email for Pricing.

Bundle Size	Per 10	Per 25	Per 100
Plant Size			
No. 1	\$5.45	\$5.05	\$4.65
2 Yr. Transplants	\$6.75	\$6.35	\$5.95

Additional quantity pricing available upon request. Call today at 1-269-465-5522



Raspberries

Eat canned, fresh or frozen! Raspberries make delicious pies, syrup, jams & jellies!

How to care for your plants upon arrival: Remove Raspberry plants from shipping box immediately. Store Raspberry plants in a cool moist place and untie the bundles. Keep roots moist at all times. Do not over water.

What type of soil: Requires neutral soil, a pH of 6.5 to 7. Will grow in any type of well-drained soil. **Plant only in soil. Do not plant in any non-soil media.**

How to plant: **Do not plant/pot in any type of media containing wood chips or bark.** The top root on the cane should be 1" below the ground level. Plants should be spaced 18" apart. Press soil firmly around the roots and water well. Water regularly. Do not over water. Do not hoe/cultivate around raspberry plants, as new growth (suckers) comes from the plant's roots. **Do not mulch around our plants.** Potting in containers smaller than one gallon size is not recommended. Do not trim roots.

When to plant: In the spring after chance of frost has passed.

Where to plant: Full sun.

Wholesale orders: **\$250.00 minimum**

Check out our Facebook : **Krieger's Wholesale Nursery**

Red Raspberries



Prelude (Summer bearing) – Earliest summer bearing red raspberry. Hardy and vigorous. Firm berries that are great for farm stands or u-pick. Primocanes may bear a small crop in the fall. (Zone 4–8)

Boyne (Summer bearing) – Very winter hardy. Heavy producer of medium-sized deep red berries that ripen a week or more before Latham. Great for fresh eating, freezing and jam/jelly. (Zone 3–7)

NEW

Kilarney (Summer bearing) – Mid-season winter hardy variety. Bright red medium-sized berries with a good raspberry flavor. (Zone 4–7)

Latham (Summer bearing) – A reliable favorite. Deep red in color and sweet. Firm berries excellent for farm stands, freezing and **jams and jellies**. (Zone 3–8)

NEW

Nova (Summer bearing) – Very winter hardy but adapts well to other climates. Produces high yields of firm, sweet/tart bright red berries. Nova will set a fall crop in Southern regions. (Zone 3–8)

NEW

Amity (Everbearing) – Large, very sweet flavored firm red berries. Winter hardy variety. Ripens in July and again late summer. (Zone 3–9)

Caroline (Everbearing) – A very productive plant that produces large, sweet fruit. Disease resistant. (Zone 4–7)

Heritage (Everbearing) – This berry ripens in both June and early September. Produces high yielding fruit with a good sweet flavor. (Zone 4–8)

Yellow Raspberries

Fall Gold (Everbearing) – Extremely sweet golden berries, softer fruit. Excellent for eating fresh or for freezing. The canes are vigorous and adapt well to many soil types. **Pick and eat berry**. (Zone 4–8)

Anne (Everbearing) – High yields of large, firm, pale yellow fruit. Very sweet flavor. Fruits in August until it frosts. (Zone 4–8)

Raspberries – Pricing Per Plant (10 and 25 plants per bundle)

Available in Pots! Call or Email for Pricing.

Bundle Size	Per 10		Per 25		Per 100	
	1 Yr. No. 1	2 Yr. Transplant	1 Yr. No. 1	2 Yr. Transplant	1 Yr. No. 1	2 Yr. Transplant
All Red Varieties	\$4.20	\$4.75	\$3.90	\$4.45	\$3.60	\$4.15
All Yellow Varieties	\$4.55	\$5.80	\$4.05	\$5.25	\$3.75	\$4.80

Additional quantity pricing available upon request. Call today at 1-269-465-5522



Purple Raspberries

Brandywine – Berries are reddish-purple, firm, and good quality. Excellent flavor. Great for jams and jellies. Produces a large berry. (Zone 4–8)

Royalty – Royalty is very productive. The fruit is large, high quality, and is the sweetest of all the purple raspberries. Good for eating fresh and excellent for jams and jellies. (Zone 4–8)

Black Raspberries

NEW **Allen** – Cold hardy early mid-season variety that produces large crops of large, firm berries with excellent flavor. (Zone 4–8)

NEW **Blackhawk** – Vigorous and very productive early mid-season variety. Produces large, firm berries with a sweet, rich flavor. (Zone 4–8)

New Logan – Early, medium-large, glossy slightly tart berries with small seeds. High yields and good disease resistant. (Zone 4–8)

Jewel – A vigorous growing plant. Fruit ripens early mid-season. Firm berries with excellent flavor and quality. (Zone 4–8)

Cumberland – One of the oldest black raspberry cultivars. Ripens mid-season. Medium-to-large fruit with an outstanding flavor. (Zone 4–8)

Bristol – Ripens mid-season. Bristol produces a large, firm berry with excellent flavor. (Zone 5–8)

Raspberries – Pricing Per Plant (10 and 25 plants per bundle)

Available in Pots! Call or Email for Pricing.

Bundle Size	Per 10		Per 25		Per 100	
	No. 1 Tip	2 Yr. Transplant	No. 1 Tip	2 Yr. Transplant	No. 1 Tip	2 Yr. Transplant
All Black Varieties	\$4.70	\$6.20	\$4.30	\$5.80	\$3.85	\$5.35
All Purple Varieties	\$4.80	\$6.30	\$4.40	\$5.90	\$3.95	\$5.45

Additional quantity pricing available upon request. Call today at 1-269-465-5522

Wholesale orders: \$250.00 minimum

Check out our Facebook : Krieger's Wholesale Nursery

Currants



Currants are a great source of Vitamin C. The plant is a fast-growing deciduous shrub reaching about 4-6 feet tall. Currants are a natural deer deterrent. Great for jams and jellies.

How to care for your plants upon arrival: Remove Currant plants from shipping box immediately and untie the bundles. Store Currant plants in a cool moist place. Keep roots moist at all times. Do not over water.

What type of soil: Requires a soil pH of 5 to 8. Plants will grow in any well-drained soil.

Plant only in soil. Do not plant in any non-soil media.

How to plant: Do not plant/pot in any type of media containing wood chips or bark. The top root on the cane should be 1" below the ground level. Plants should be spaced 2' apart. Press soil firmly around the roots and water well. Water regularly. Do not over water. **Do not mulch around our plants.** Potting in containers smaller than one gallon size is not recommended. Do not trim roots.

When to plant: In the spring after chance of frost has passed.

Where to plant: Full Sun

Perfection (Red) – Large easy to pick clusters of bright- red fruit. Good quality. Plants are vigorous and hardy. (Zone 3–7)

Red Lake (Red) – Produces clusters of large sweet, red berries, in July. Vigorous, cold hardy, self pollinating. Makes delicious jelly. (Zone 3–7)

Imperial (White) – Translucent fruit with a pink blush. This berry is considered to have the richest flavor of all currants. (Zone 3–5)

Primus (White) – Heavy producer of large clusterless sweet berries. High in vitamin C. Good disease resistance. (Zone 3–8)

Consort (Black) – Winter hardy. Deer deterrent. Excellent source of Vitamin C. Makes great preserves and wine flavoring. The plant has a unique musky scent and is resistant to white pine blister rust. (Zone 3–7)

Currants – Pricing Per Plant (10 and 25 plants per bundle)

Plant Size	8"/12"	12"/18"	18"/24"	Over 24"
All Single	Bundle Size Per 10			
	\$5.10	\$5.65	\$6.00	\$6.35
Branched	Bundle Size Per 25			
	\$4.80	\$5.35	\$5.70	\$6.05
Varieties	Bundle Size Per 100			
	\$4.50	\$5.05	\$5.40	\$5.75

Plant Size	8"/12"	12"/18"	18"/24"	Over 24"
All Double	Bundle Size Per 10			
	n/a	\$8.20	\$9.10	\$10.05
Branched	Bundle Size Per 25			
	n/a	\$7.90	\$8.80	\$9.75
Varieties	Bundle Size Per 100			
	n/a	\$7.60	\$8.50	\$9.45

Available in Pots!
Call or Email
for Pricing.

DE, MA, ME, MI, NC, NH, NJ, RI, WV RESTRICTED IN SOME AREAS.

CHECK WITH YOUR LOCAL DEPT. OF AGRICULTURE BEFORE ORDERING

Additional quantity pricing available upon request. Call today at 1-269-465-5522

10

Wholesale orders: \$250.00 minimum

Order today call: 269-465-5522 or go online: www.kriegersnursery.com



Pixwell

Gooseberries

Gooseberries are a great source of Vitamin C. The plant is a fast growing, small thorny deciduous shrub growing about 4-6 feet. The plant fruits in July and has various colors and flavors.

How to care for your plants upon arrival: Remove Gooseberry plants from shipping box immediately and untie the bundles. Store Gooseberry plants in a cool moist place. Keep roots moist at all times. Do not over water.

What type of soil: Requires a soil pH of 5 to 8. Plants will grow in any well-drained soil.
Plant only in soil. Do not plant in any non-soil media.

How to plant: Do not plant/pot in any type of media containing wood chips or bark. The top root on the cane should be 1" below the ground level. Plants should be spaced 2' apart. Press soil firmly around the roots and water well. Water regularly. Do not over water. **Do not mulch around our plants.** Potting in containers smaller than one gallon size is not recommended. Do not trim roots.

When to plant: In the spring after chance of frost has passed.

Where to plant: Full sun.

Pixwell – Bush is extremely winter hardy and very productive. Fruit is large in size, pink-red-deep purple in color, has thin skin. **(Zone 3–7)**

Captivator – Large tear shaped fruit. The berries have a sweet flavor, colored pink to red when ripe in late July. **(Zone 4–8)**

Hinnomaki – Large, Red, sweet berry on a compact thorny deciduous shrub. **(Zone 4–7)**

**Gooseberries –
 Pricing Per Plant
 (10 and 25 plants
 per bundle)**

**Available in Pots!
 Call or Email
 for Pricing.**

Plant Size	8"/12"	12"/18"	18"/24"	Over 24"
All Single	Bundle Size Per 10			
	\$5.10	\$5.65	\$6.00	\$6.35
Branched	Bundle Size Per 25			
	\$4.80	\$5.35	\$5.70	\$6.05
Varieties	Bundle Size Per 100			
	\$4.50	\$5.05	\$5.40	\$5.75

Plant Size	8"/12"	12"/18"	18"/24"	Over 24"
All Double	Bundle Size Per 10			
	n/a	\$8.20	\$9.10	\$10.05
Branched	Bundle Size Per 25			
	n/a	\$7.90	\$8.80	\$9.75
Varieties	Bundle Size Per 100			
	n/a	\$7.60	\$8.50	\$9.45

DE, MA, ME, MI, NC, NH, NJ, RI, WV RESTRICTED IN SOME AREAS.

CHECK WITH YOUR LOCAL DEPT. OF AGRICULTURE BEFORE ORDERING

Additional quantity pricing available upon request. Call today at 1-269-465-5522

Wholesale orders: \$250.00 minimum

Check out our Facebook : Krieger's Wholesale Nursery



Jostaberries

Jostaberry is a cross between a Gooseberry and a Black Currant. Thorn-free, vigorous and disease resistant. Fruit is high in vitamin C and forms in large clusters. Fruit is ideal for eating fresh, juice, jams and jellies. Ripens in July. Self-pollinating.

How to care for your plants upon arrival: Remove Jostaberry plants from shipping box immediately. Store Jostaberry plants in a cool moist place and untie the bundles. Keep roots moist at all times. Do not over water.

What type of soil: Requires a soil pH of 6 to 7.5. Plants will grow in any well-drained soil. **Plant only in soil. Do not plant in any non-soil media.**

How to plant: Do not plant/pot in any type of media containing wood chips or bark. Plant deep enough to accommodate the roots without crowding them. Plants should be spaced 3'– 6' apart. Press soil firmly around the roots and water well. Water regularly. Do not over water. **Do not mulch around our plants.** Potting in containers smaller than one gallon size is not recommended. Do not trim roots.

When to plant: In the spring after chance of frost has passed.


Where to plant: Full Sun (Zone 4–7)

Jostaberries – Pricing Per Plant (10 and 25 plants per bundle)

Available in Pots! Call or Email for Pricing.

Plant Size	8"/12"	12"/18"	18"/24"	Over 24"
Jostaberries	Bundle Size Per 10			
	\$5.10	\$5.65	\$6.00	\$6.35
	Bundle Size Per 25			
	\$4.80	\$5.35	\$5.70	\$6.05
	Bundle Size Per 100			
	\$4.50	\$5.05	\$5.40	\$5.75

**DE, MA, ME, MI, NC, NH, NJ, RI, WV RESTRICTED IN SOME AREAS.
CHECK WITH YOUR LOCAL DEPT. OF AGRICULTURE BEFORE ORDERING**
Additional quantity pricing available upon request. Call today at 1-269-465-5522



Grapes

Grapes produce their fruit in the fall, mid-September until it freezes.

How to care for your plants upon arrival: Remove Grape plants from shipping box immediately. Store Grape plants in a cool moist place and untie the bundles. Keep roots moist at all times. Do not over water.

What type of soil: Will grow in a range from 5.5 to 7.0 pH. Plant in any type of well-drained soil. **Plant only in soil. Do not plant in any non-soil media.**

How to plant: **Do not plant/pot in any type of media containing wood chips or bark.** Dig a trench 6" wide and 10"–12" deep. Place roots in bottom of trench and cover with soil. Main stem of plant should be 1/2 – 1/3 below ground level. Plants should be spaced 5' apart. Water regularly. Do not over water. Vines should be put on a trellis or wires second year. **Do not mulch around our plants.** Potting in containers smaller than one gallon size is not recommended. Do not trim roots.

When to plant: In the spring after chance of frost has passed.

Where to plant: Full Sun

Wholesale orders: **\$250.00 minimum**

Check out our Facebook : **Krieger's Wholesale Nursery**

Seeded Grapes

Concord (Blue) – The most popular American grape. Flavorful and highly aromatic, considered an all-purpose grape used to make sweet wines, juices and jellies. (Zone 4–8)

Niagara (White) – This seeded white grape ripens mid-season and produces an abundance of clusters of large flavorful fruit. Great for juice, wine and table. (Zone 4–7)

Catawba (Red) – A spicy flavored red slip-skin grape. Medium to large clusters, fruit is round and dark red. A very good table grape, excellent for jams and jellies, and often used for wine and sweet sparkling wine. (Zone 4–8)

Fredonia (Black) – Large table grape. Fredonia has a wonderful flavor and quality. This is the best of the black grapes. It is early to ripen and offers a large fruit. (Zone 4–7)

King of the North (Hardy Blue) – A very productive grape plant that ripens early with high acidity. King of the North is a seeded table grape for cold climates, that is also good for juice. Excellent foliage for a fence or arbor. (Zone 3–7)

Seedless Grapes



NEW **Somerset** (Red) – Winter-hardy red seedless grape. With a crisp texture, these medium-sized clusters of smaller berries pack a strawberry-like flavor. (Zone 4–8)

Concord (Blue) – The most popular American grape. It is flavorful and highly aromatic, considered an all-purpose grape used to make sweet wines, jams and jellies. (Zone 4–8)

Glenora (Blue) – Full clusters of medium seedless bluish black berry. Smooth thin skin with sweet and spicy flavor. Superior quality that keeps well on the vine. Highly vigorous with medium productivity. Ripens in late August or early September. (Zone 5–8)

Himrod (White) – Medium sized grapes with sweet flavor. Large clusters turn golden-yellow when fully ripe. Developed in New York for winter hardiness. Ripens in late August. (Zone 5–8)

Einset (Red) – A very hardy plant that produces an oval berry that is bright red and sweet. Ripens early in season. (Zone 5–8)

Marquis (White) – A very productive plant that produces large clusters of seedless grapes with excellent flavor. (Zone 5–8)

Wine Grapes

Cayuga (White) – Very productive, high quality wine grape produces a semi-sweet to sweet wine. Can be used for fresh eating too! **(Zone 5–8)**

Isabella (Blue) – Mid to late season fruit produces a light bodied sweet red wine or sparkling wine with notes of strawberry. **(Zone 5–8)**

La Crescent (White) – Very cold hardy. Produces an excellent quality white wine with fruity aromas. **(Zone 3–8)**

Marquette(Blue) – Cold hardy red wine grape producing wines with pronounced tannins that may have notes of berry, cherry, spice and black pepper. **(Zone 3–8)**

Tramette (White) – Characteristics similar to parent Gewurztraminer. Produces well balanced dry or sweet wines with spicy notes. **(Zone 5–8)**



Grape Vines – Pricing Per Plant (10 and 25 plants per bundle)

Available in Pots! Call or Email for Pricing.

Bundle Size	Per 10			Per 25			Per 100		
	1 Yr.	2 Yr.	3 Yr.	1 Yr.	2 Yr.	3 Yr.	1 Yr.	2 Yr.	3 Yr.
Concord, Catawba & Niagara	\$4.05	\$5.10	\$6.20	\$3.85	\$4.90	\$6.00	\$3.55	\$4.60	\$5.70
Fredonia	\$4.05	n/a	n/a	\$3.85	n/a	n/a	\$3.55	n/a	n/a
King of the North	\$8.25	\$9.35	\$10.50	\$7.90	\$9.10	\$10.25	\$7.60	\$8.80	\$9.95

Bundle Size	Per 10			Per 25			Per 100		
	1 Yr.	2 Yr.	3 Yr.	1 Yr.	2 Yr.	3 Yr.	1 Yr.	2 Yr.	3 Yr.
Concord, Einset, Marquis Seedless	\$8.25	\$9.35	\$10.50	\$7.90	\$9.10	\$10.25	\$7.60	\$8.80	\$9.95
Somerset, Glenora, Himrod Seedless	\$8.25	n/a	n/a	\$7.90	n/a	n/a	\$7.60	n/a	n/a
Wine Grapes	\$8.25	n/a	n/a	\$7.90	n/a	n/a	\$7.60	n/a	n/a

Grapes cannot be shipped into CA, ID, OR, and WA

Wine grapes cannot be shipped into NY

Additional quantity pricing available upon request. Call today at 1-269-465-5522

Wholesale orders: \$250.00 minimum

Check out our Facebook : Krieger's Wholesale Nursery



Figs

Delicious and nutritious!

How to care for upon arrival: Remove Fig plants from shipping box immediately. Untie the bundles. Store Fig plants in a cool moist place. Keep Fig plants moist at all times. Do not over water.

No warranty coverage for winter kill/weather related issues on figs.

What type of soil: Requires a neutral pH 6 to 6.5. Will grow in a wide variety of well-drained soil. **Plant only in soil. Do not plant in any non-soil media.**

How to plant: **Do not plant/pot in any type of media containing wood chips or bark.** Dig a hole large enough to accommodate roots without crowding. Do not trim roots. Top of collar (where stem meets roots) should be even with the surface of the soil. Water regularly. Do not over water. **Do not mulch around our plants.** If potting, choose a container large enough to allow for root growth. Upgrade container size as plant grows. Potting in containers smaller than one gallon size is not recommended. Do not trim roots.

When to plant: In the spring after chance of frost has passed. Keep protected until outside temperature reaches 50°F.

Where to plant: Full sun to part sun (outside). Figs need 6-8 hours of sunlight per day. If potted, place in a sunny window.

Chicago Hardy – Medium-sized fruit with a rich flavor. Self-pollinating. Does well when container grown. Must have winter protection in zones 5 & 6 (move indoors). If planted outdoors in warmer zones, does better in a protected area along a south wall. Can grow to over 10 feet tall. **(Zone 5-9)**

**No warranty coverage for winter kill/weather related issues on figs.*

Black Mission – Dark purple to black colored fruit with sweet-flavored dense and chewy flesh. Ripens mid-season. Prefers an environment with low humidity. Needs winter protection in zone 6- bring indoors in winter. Plant along a south-facing wall in warmer areas. Can be grown in containers. **(Zone 6-9)**

**No warranty coverage for winter kill/weather related issues on figs.*

Violette de Bordeaux – Mid to late season. Produces reddish black fruit. Reddish purple flesh has a berry-like flavor. Will grow in a cooler climate and tolerates humidity well (needs winter protection in zone 5 & 6- move indoors). Can be pruned for container growing. **(Zone 5-10)**

**No warranty coverage for winter kill/weather related issues on figs.*

Olympian – Late season variety. Medium-sized fruit with brownish purple speckled skin. Sets 2 crops of fruit. Sweet, violet-colored flesh. Does not tolerate humidity- needs a dry environment. Can be grown in a container. Needs winter protection in zone 6- move indoors. **(Zone 6-10)**

**No warranty coverage for winter kill/weather related issues on figs.*



Figs – Pricing Per Plant (10 and 25 plants per bundle)

Available in Pots! Call or Email for Pricing.

Bundle Size	Per 10	Per 25	Per 100
All Varieties	\$8.30	\$8.00	\$7.75

Additional quantity pricing available upon request. Call today at 1-269-465-5522

Wholesale orders: **\$250.00 minimum**

Check out our Facebook : **Krieger's Wholesale Nursery**



Elderberries

Rich in antioxidants! Elderberries should be cooked before consuming.

How to care for plants upon arrival: Remove plants from shipping box immediately. Untie the bundles. Store Elderberry plants in a cool moist place. Keep roots moist at all times. Do not over water. (Zone 3–8)

What type of soil: Requires a moderately acid soil pH 5.5 to 6. Can be planted in a moist area, as long as it is well-drained.

Plant only in soil. Do not plant in any non-soil media.

How to plant: Do not plant/pot in any type of media containing wood chips or bark. Elderberry plants can grow 10' to 15' tall and about 4' wide. Place plants in a shallow hole about 5' apart with 6' to 8' between rows. Elderberries require a cross pollinator- another variety should be planted close by. Water regularly. Do not over water. **Do not mulch around our plants.** Potting in containers smaller than one gallon size is not recommended. Do not trim roots.

When to plant: In the spring after chance of frost has passed.

Where to plant: Full sun

Adams – High in vitamin C! The purple-black berries are great for jelly and wine. Pollinator needed. Do not harvest fruit until it is fully ripened. Do not consume underripe Elderberries. (Zone 3–8)

Johns – Early variety of elderberry. Large clusters of larger-sized black berries. Great for pies and wine. High in Vitamin C. Pollinator needed. Do not harvest fruit until it is fully ripened. Do not consume underripe Elderberries. (Zone 3–8)

York – Large sweet, black fruit. Use for teas, syrups, jelly. High in Vitamin C. Great for jelly. Pollinator needed. Do not harvest fruit until it is fully ripened. Do not consume underripe Elderberries. (Zone 3–8)

Elderberries – Pricing Per Plant (10 and 25 per bundle)

Available in Pots! Call or Email for Pricing.

Bundle Size	Per 10	Per 25	Per 100
All Varieties	\$6.30	\$6.00	\$5.75

Cannot ship into CA, ID or WA

Additional quantity pricing available upon request. Call today at 1-269-465-5522



Goji Berries

Goji berries are incredibly healthy- packed with amino acids, antioxidants and vitamins.

How to care for plants upon arrival: Remove Goji plants from shipping box immediately. Untie the bundles. Store Goji plants in a cool moist place. Keep plants moist at all times. Do not over water.

What type of soil: Prefers a slightly alkaline soil, about a pH of 7. Well-drained soil.
Plant only in soil. Do not plant in any non-soil media.

How to plant: Do not plant/pot in any type of media containing wood chips or bark. Plant Goji plants 3 to 5 feet apart in shallow holes with 6 to 8 feet between rows. Water regularly. Do not over water. **Do not mulch around our plants.** Potting in containers smaller than one gallon size is not recommended. Do not trim roots.

When to plant: In the spring after chance of frost has passed.

Where to plant: Full sun

Goji – Highly disease resistant and drought tolerant. (Zone 3–9)

Goji Berries – Pricing Per Plant (10 and 25 per bundle)

Available in Pots! Call or Email for Pricing.

Bundle Size	Per 10	Per 25	Per 100
Goji Berries	\$6.30	\$6.00	\$5.75

Cannot ship into CA, ID or WA

Additional quantity pricing available upon request. Call today at 1-269-465-5522

Wholesale orders: \$250.00 minimum

Check out our Facebook : [Krieger's Wholesale Nursery](#)



Horseradish

Adds zest to your meals!

How to care for your Horseradish upon arrival: Remove Horseradish roots/crowns from shipping box. Do not water. Store Horseradish in a cool dry place until planted.

What type of soil: Prefers a soil pH 6 to 7.5 Well-drained soil.

Plant only in soil. Do not plant in any non-soil media.

How to plant: Do not plant/pot in any type of media containing wood chips or bark. Plant roots on a slight angle 4"– 6" deep and 12"– 18" apart. Water regularly. Do not over water. Dig plants when the leaves have died back either in the fall or in the spring. If planting crowns, buds should be just above soil level. **Do not mulch around our plants.** Potting in containers smaller than one gallon size is not recommended.

When to plant: In the spring after chance of frost has passed.

Where to plant: Plant in full sun.

Czechoslovakian – A cold hardy plant. Roots can be harvested in fall, winter or spring. (Zone 4-8)

Horseradish – Pricing Per Root/Crown (10 and 25 per bundle)

Available in Pots! Call or Email for Pricing.

Bundle Size	Per 10	Per 25	Per 100
Root	\$3.25	\$2.85	\$2.55
Crown	\$3.90	\$3.50	\$3.20

Additional quantity pricing available upon request. Call today at 1-269-465-5522



The Rhubarb plants emerge through the soil early in the growing season. Rhubarb should only be planted in cooler spring weather.

Buyer assumes all risk for growth of plants on rhubarb shipped after April 30th.

How to care for your root upon arrival: Remove Rhubarb from shipping box immediately. Store Rhubarb in a cool dry place. Rhubarb maybe stored in dry sawdust. Rhubarb roots have a short shelf life.

What type of soil: Prefers slightly acid soil pH 6 to 6.8. Well–drained soil.

Plant only in soil. Do not plant in any non-soil media.

How to plant: **Do not plant/pot in any type of media containing wood chips or bark.** Dig a hole 2”– 3” deeper than the division/root. Place in the hole facing up 2”– 3” below ground level. Plant 2’ apart. Water regularly. Do not over water. **Do not mulch around our plants.** We recommend potting rhubarb divisions in a two gallon container. Roots may be potted in a one gallon container.

When to plant: Rhubarb is a cool weather growing plant – plant as early as possible in the springtime.

Where to plant: Will grow on the edge of your vegetable garden, in foundation plantings, border plantings. Will grow 2’ x 2’ tall the second year. Full sun.

Canada Red – Crown Divisions Hybrid variety. This very popular rhubarb has tender, sweet, stalks that are red clear through. Makes great pies and jam. Plants are hardy and grow in most well-drained soil types. **(Zone 3–8)**

Crimson Red – Crown Divisions Hybrid variety. Excellent sweet yet tart flavor with bright red color. Great for pies and jam. Winter hardy and disease resistant. **(Zone 3–8)**

Victoria – Roots Sections. Heirloom variety. Slender red/green stalks can be harvested after the first year. Excellent for cooking and baking. **(Zone 3–8)**

Rhubarb – Pricing Per Crown/Root (10 and 25 per bundle)

Available in Pots! Call or Email for Pricing.

Bundle Size	Per 10	Per 25	Per 100	Per 250
Crown Division	\$8.00	\$7.50	\$7.05	\$6.25
1 Yr. Roots	\$4.95	\$4.55	\$4.10	\$3.55
2 Yr. Roots	\$8.00	\$7.50	\$7.05	\$6.25

Cannot ship into NV, OR, TX, UT, or WA

Additional quantity pricing available upon request. Call today at 1-269-465-5522

Wholesale orders: \$250.00 minimum

Check out our Facebook : Krieger's Wholesale Nursery



Asparagus

Spears are delicious fresh or can be frozen or canned.

How to care for your roots upon arrival: Remove Asparagus roots from shipping box immediately and untie the bundles. Do not water Asparagus roots. If you are going to keep roots longer than two weeks, untie bunch and spread roots out. Store in a cool dry place.

What type of soil: Prefers a soil pH 6.8 to 7.2. Will grow in any type of well-drained soil.
Plant only in soil. Do not plant in any non-soil media.

How to plant: Do not plant/pot in any type of media containing wood chips or bark. Dig a trench 8" deep. Roots should be laid flat in bottom of trench with crown (top of root) upright in middle with roots spread evenly in each direction. Space plants in trench approximately 9"-12" apart so roots of each crown touch. Only put 2" to 3" of soil on top of roots at time of planting. As plant grows, more soil should be added. Water regularly. Do not over water. **Do not mulch around our plants.** It is better not to take spears the first growing season. This should provide you with a better crop the next season. Potting in containers smaller than one gallon size is not recommended. Do not trim roots.

When to plant: In the spring after chance of frost has passed.

Where to plant: In full sun, leaving the asparagus fern to die back in fall.



Heirloom Asparagus

Mary Washington – Best all-around variety for garden and commercial use. Disease resistant. It produces an abundance of tender, flavorful spears. (Zone 4–8)

Viking KB3 – Very hardy, rust resistant, good yield. (Zone 4–8)

Hybrid Asparagus predominately male

Jersey Giant – Large stalk, sweet, very productive. (Zone 4–8)

Jersey Knight – Early season, very productive, large attractive spears. (Zone 4–8)

Jersey Supreme – Early season, high yield, cold hardy, disease resistant. (Zone 4–8)

Purple Passion – Large, tender deep purple spears with a sweet, nutty flavor. When cooked it will turn green in color. (Zone 4–8)

Millennium – Produces tender, flavorful spears that grow in a wide range of soil types, including heavier soils. Cold-hardy but tolerates some heat. Rust resistant. (Zone 3–8)

Asparagus – Pricing Per Quantity

Available in Pots! Call or Email for Pricing.

Bundle Size	Per 10	Per 25	Per 100	Per 250	Per 500	Per1,000	Per5,000
Heirloom Varieties	\$15.30	\$32.00	\$97.00	\$177.50	\$285.00	\$390.00	\$1,700.00
Hybrid Varieties	\$16.50	\$35.00	\$109.00	\$207.50	\$345.00	\$510.00	\$2,300.00
Millennium Variety	\$17.20	\$36.75	\$116.00	\$227.50	\$385.00	\$580.00	\$2,650.00

Additional quantity pricing available upon request. Call today at 1-269-465-5522

Wholesale orders: \$250.00 minimum

Check out our Facebook : Krieger's Wholesale Nursery



Strawberries

Delicious to eat fresh or frozen!

How to care for your crowns upon arrival: Remove Strawberry plants from shipping box immediately. Untie the Strawberry plants and remove the string. Keep Strawberry plants refrigerated until planting.

What type of soil: Requires a soil pH of 6.5 to 6.8. Well-drained soil.

Plant only in soil. Do not plant in any non-soil media.

How to plant: Do not plant/pot in any type of media containing wood chips or bark. Plant in a 6" – 8" deep furrow so that the crown is just above the soil. All roots need to be below ground for better growing success. Plants should be 12"–18" apart within the row and 3' – 4' apart between the rows. Water regularly. Do not over water. Overcrowding will result in a smaller berry. Fertilize when runners begin. **Straw mulch may be used around plants after established.** Potting in containers smaller than one gallon size is not recommended. Do not trim roots.

When to plant: In the spring after chance of frost has passed.

Where to plant: Full Sun

Junebearing Strawberries

Produces fruit in June only (Varieties are listed in ripening order)

Earliglow – Early, firm, sweet flavored. Medium sized fruit. Plants produce lots of runners for even more fruit the next year. (Zone 4–8)

NEW AC Wendy – An early variety that will produce high yields of large wedge-shaped berries. Good cold tolerance and more tolerant of heavier soils. (Zone 3–8)

Galletta – Early season berry with excellent flavor and aroma. Large firm berries. Very productive. (Zone 4–7)

Honeye – Fantastic Yelder! This large firm berry is red clear through and is great for pies. Winter hardy. (Zone 3–8)

Junebearing Strawberries cont.



All Star – A variety that ripens mid to late season. The glossy firm fruit, is an excellent u-pick or home garden choice. (Zone 4–8)

Sparkle – A good berry for jam and freezing. A flavorful, medium sized berry of high-quality. An extremely vigorous variety. Easy to grow. (Zone 3–8)

Jewel – The strawberry industry's best variety. Good for U-Pick, home gardening and longer season yields. Produces large, firm, wedge-shaped fruit of excellent color and quality. (Zone 4–8)

Everbearing/Day Neutral Strawberries

Produces fruit in June and again in late-summer

Ozark Beauty (Everbearing) – High yields of very sweet fruit. Large berries ideal for jam and preserves or desserts. (Zone 4–8)

Albion (Day Neutral) – These berries are excellent flavored, very large and red throughout. (Zone 4–8)

Seascape (Day Neutral) – The berries are very large, firm and have good flavor. Heavy producer (Zone 4–9)

Quinault (Everbearing) – Large heart-shaped deep red berries. (Zone 4–8)

Eversweet® (Everbearing) – Heat tolerant. Sweet and flavorful firm bright red berries. (Zone 5–9)

White Carolina Pineberry (Everbearing) – A hybrid of 2 strawberry varieties that create this unique white to pale pink or pale orange berry with a pineapple-like aroma and flavor. Must be planted with another everbearing variety for pollination. (Zone 4–9)

Flamingo (Everbearing) – White fruit with a pink blush and red seeds. Firm medium-sized berries. Self-pollinating and disease resistant. (Zone 5–9)

PATENTED VARIETIES: UNAUTHORIZED PROPAGATION IS PROHIBITED BY LAW

Strawberries – Pricing Per Quantity

Available in Pots! Call or Email for Pricing.

Bundle Size	Per 25	Per 100	Per 250	Per 500	Per 1,000	Per 5,000
All Varieties	\$21.00	\$51.00	\$122.50	\$235.00	\$430.00	\$1,950.00

Additional quantity pricing available upon request. Call today at 1-269-465-5522

Wholesale orders: \$250.00 minimum

Check out our Facebook : [Krieger's Wholesale Nursery](#)



Hops Rhizomes

Hops Rhizomes are not only used for beer. They make a unique addition to your garden with their aroma and attractive vines.

How to care for your rhizomes upon arrival: Remove Hops Rhizomes from shipping box immediately and untie the bundles. Store Hops Rhizomes in a plastic bag and in the refrigerator to keep from drying out until ready to plant.

What type of soil: Prefers a pH of 6 to 7.5. Plant hops rhizomes in a well-drained soil.

Plant only in soil. Do not plant in any non-soil media.

How to plant: Do not plant/pot in any type of media containing wood chips or bark. Plant 2 rhizomes per hill, hills being approx. 4' – 5' apart in the row. Cover with 3" - 4" of soil. Requires frequent watering. Water regularly. Do not over water. **Do not mulch around our plants.** Potting in containers smaller than one gallon size is not recommended. Do not trim roots.

When to plant: In the spring after chance of frost has passed.

Where to plant: Full sun

Cascade (Dual purpose) – One of the most popular hop varieties with moderate Alpha acid levels (4.5-7%), with excellent botanical/spicy/citrus aroma. **(Zone 5–9)**

Triumph (Dual purpose) – Newer USDA hop release. Triumph's noble genetics make it a great lager hop. It's pine/resin tones with delicate aromas of peach, orange and lime also lend a fruity note to ales and IPAs. High alpha 9-12%. **(Zone 3–8)**

Nugget (Bittering) – A light flavor and woody aroma in this high alpha (12-15%) hop variety. One of the most popular varieties. **(Zone 3–8)**

Willamette (Aroma) – A favorite among brewers. One of the most common aroma types with a floral/fruity and slightly spicy herbal aroma. Low (4-6%) alpha acid content. **(Zone 3–8)**

Hops Rhizomes – Pricing Per Plant (10 and 25 plants per bundle)

Available in Pots! Call or Email for Pricing.

Bundle Size	Per 10	Per 25	Per 100	Per 500
All Varieties	\$7.25	\$6.30	\$5.50	\$4.92

Cannot ship into ID, OR, or WA

Additional quantity pricing available upon request. Call today at 1-269-465-5522

Container Plants

We offer most of our plants in containers for pickup at our nursery, which can be customized to your specific needs – whether individual or greenhouse operations. Call for options. Container plants are a great way to go for those wishing to start U-pick operations with a more mature, established plant. Perfect for road side stands!



Blackberry



Strawberry



Hops



Raspberry

Plant Tags

Blueberry Earliblue



Plant: Full Sun
Spacing: 2' – 4'
Grow: 6' – 8'
Soil Type: pH 4.0 – 6.0
Zone: 4 – 7

How to Plant:
Plant roots in a hole 6" – 8" deep.
All blueberries are self pollinating, but will yield a larger crop if more than one variety is planted.

Price Per Item

Slip Tags	\$0.35
4 1/4" x 2 1/4" Picture Tags	\$0.40

Tags available upon request.

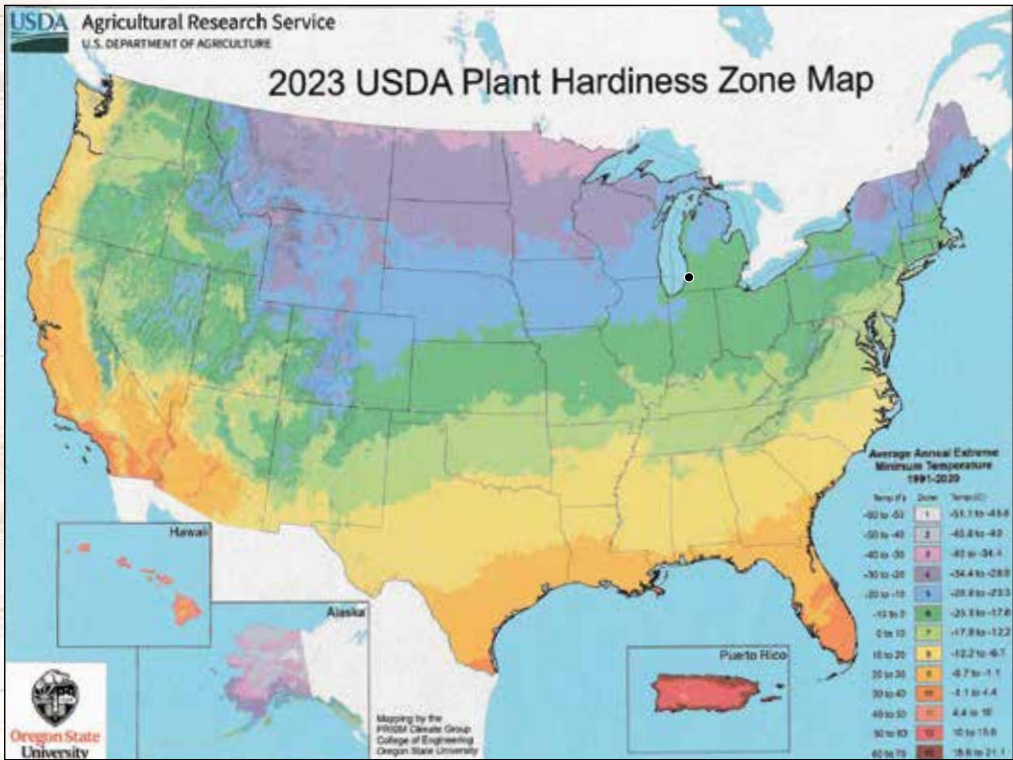
You will receive zip ties with Blueberry, Blackberry, Raspberry, Currant, Gooseberry, Jostaberry, Grape, Fig, Elderberry and Goji berry plants to attach tag to plant.

Strawberry, Asparagus, Horseradish, Rhubarb and Hops will come with stakes to slip tag through. Slip tag through paperclip opening and secure tag hole through the round extension.

Wholesale orders: **\$250.00 minimum**

Check out our Facebook : **Krieger's Wholesale Nursery**

Find Your Hardiness Grow Zone



- Bridgman, Michigan

USDA		Recommended Planting	Weather Permitting
Zone 3		After May 15th	As early as May 1st, no later than June 15th
Zone 4		May 1st-15th	As early as April 24th, no later than May 30th
Zone 5		April 17th - May 1st	As early as April 10th, no later than May 20th
Zone 6		April 3rd - April 24th	As early as March 25th, no later than May 15th
Zone 7		March 20-April 3rd	As early as March 13th, no later than April 30th
Zone 8		Feb 27th - March 20th	As early as Feb 20th, no later than April 10th
Zone 9		Feb 13th - Feb 27th	As early as Feb 13th, no later than March 25th

Plant hardiness is very important to growing success. Check the map to determine which hardiness zone you live in. You'll find zone designations at the end of plant descriptions printed in this catalog.

General Information

Payment, Terms & Conditions: Customer understands payment shall be made by check, money order or by credit card. We accept Discover, MasterCard, or Visa in US Dollars. Any invoice not paid by the due date stated thereon shall incur interest at a rate of 2.00% interest per month (24% per annum). Should any invoice not be paid in full and Krieger's Wholesale Nursery initiates litigation or collections to pursue payment of the same, Customer agrees to pay any and all collection and/or court cost and attorney fees incurred by Krieger's Wholesale Nursery, in addition to the interest set forth above and any and all damages awarded by a court.

Guarantee/Shipments: Krieger's Nursery guarantees all plants to be live, viable, dormant plants upon shipment. **OPEN YOUR BOX AND CARE FOR YOUR PLANTS IMMEDIATELY UPON ARRIVAL!** Due to variables beyond our control, we do not assume any risk or responsibility for transportation, growth or life of plants after they leave our nursery. We will not be responsible for delays in shipment or damage from extreme heat and cold or other causes in transit beyond our control. If plants are received in damaged or unsatisfactory condition, **notify carrier and Krieger's Nursery immediately!** Take photos of damage and forward to us.

While we do not anticipate any claims against our plants, if a problem should arise, notify Krieger's Nursery immediately. Photos are required to aid in evaluating any claims. In the event items are damaged in transit, we may offer refunds, replacements or credit to be used for future purchase at our sole and absolute discretion. **Customer pays Shipping and Handling Charges on any replacement plants that may be sent.** Any claims must be made within 30 days of receipt of plants! No claims will be considered beyond 30 days after receipt of plants. **Warranties provided by Krieger's Wholesale Nursery do not cover plants planted in pots/containers.** In growing and furnishing all nursery stock, we use the greatest care to provide true-to-name items. Should Customer (1) identify that any nursery item is not true to name and (2) report that issue to Krieger's Wholesale Nursery within 30 days of purchase, Krieger's Wholesale Nursery will (1) investigate the claim and (2) replace any items that prove to be untrue. Krieger's Wholesale Nursery expressly disclaims any warranty related to the life of plants. **This warranty is provided in lieu of any and all other warranties, express or implied, including, without limitation, the warranty of merchantability or fitness or any particular purpose.** Krieger's Wholesale Nursery expressly waives and disclaims any and all other such warranties existing pursuant to the Uniform Commercial Code or applicable law. In accepting any shipment, the Customer agrees that Krieger's Wholesale Nursery's liability for any untrue item will be limited to the value of the purchase price (less any shipping or handling charges) or replacement items in the same quantity as purchased and proven untrue. Customer expressly waives any and all other claims, causes of action, or forms of damages related to the shipment.

We will express or imply no warranty as to productiveness or life of the nursery stock that we sell and will not be responsible for the results secured in transplanting. We are not liable for damage beyond our control including, but not limited to, improper planting or care, insects, disease, extremes in weather, or purchaser practices not recommended by Krieger's Nursery (examples: planting in mulch, media containing mulch or any non-soil media)

It is the purchaser's responsibility to ensure plants selected will grow in their USDA hardiness zone and are shipped at the appropriate recommended planting time for their location.

No refunds on Shipping and Handling Charges.

Substitutions: Occasionally, an item may be out of stock. In that case, a suitable substitute will be offered.

Pricing: All prices are F.O.B. Bridgman, Michigan. **Shipping and Handling Charges** will be added to your invoice. **Alaska and Hawaii – additional Shipping and Handling Charges will apply.** This catalog cancels all previous prices and may be changed without notice. Pricing subject to availability.

Wholesale Pricing – minimum \$250.00 per order
For lesser quantities visit berryplants.com

Shipping & Handling Charges	
\$250 – \$300.....	\$50.00
\$301 – \$500.....	\$75.00
\$501 – \$750.....	\$100.00
\$751 – \$1000.....	\$150.00
\$1001 – \$1,500....	\$200.00
over \$1,500.....	\$250.00

(additional charges may apply on some orders)

How to Order:

www.kriegersnursery.com Shop Online

www.berryplants.com Shop Online

E-Mail: office@kriegersnursery.com

Phone: 269-465-5522

Fax: 269-465-4822

Customer Pick-Up: Available

Office Hours: 8:00 a.m. - 5:00 p.m. Monday – Friday (Eastern Standard Time)

Weekends: By chance or appointment. Text: 812-239-5102

If you are in our area feel free to stop by to see our plants! Visitors are always welcome.

Krieger's Nursery

P0 Box 116

Bridgman, MI 49106

PRESORTED
FIRST-CLASS MAIL
U.S. POSTAGE PAID
LivestockDirect.net
PERMIT NO. 29

TIME DATED MATERIAL

FIRST CLASS

