



Krieger's
Nursery

2024

WWW.KRIEGERSNURSERY.COM

WHOLESALE PRICE LIST

PHONE: 269-465-5522

Welcome to Krieger's Wholesale Nursery

Plants! It's what we do - grow plants, and it's what we have done for over 90 years. We are a 5th generation family owned and operated business.

We take great pride in providing our customers with quality plants and root stock for their garden center, farm market, or family garden. We offer varieties that have proven to be the most vigorous and disease resistant. All plants are state inspected and certified disease free.

Check out our Spring 2024 Selections! New for this year:

- Legacy Blueberry
- Boyne Red Raspberry
- Primus White Currant
- Triumph Hops

For faster wholesale ordering, order at kriegersnursery.com. Quantity discounts are available on all plants. For lesser quantities, choose berryplants.com. We are just a phone call or email away to assist you with placing your order.

If you are in our area feel free to stop by to see our plants! We offer customer pick up for your convenience.

The Krieger Family



Look for **Krieger's Nursery** at upcoming trade shows.

Wholesale orders: **\$250.00 minimum**

Order today call: **269-465-5522** or go online: www.kriegersnursery.com



Blueberries

This sweet fruit, is the #1 antioxidant.

Antioxidants are thought to help protect the body against the damaging effects of free radicals and the chronic diseases associated with the aging process. Fresh fruits, including blueberries, contain many of these naturally occurring antioxidants such as Vitamins C and E.

How to care for your plants upon arrival:

Remove Blueberry plants from shipping box immediately. Store Blueberry plants in a cool moist place and untie the bundles. Keep roots moist at all times. Do not over water.

What type of soil:

Blueberries require an acid soil, a pH of 4.5 to 6. For best results, blueberries should be planted in peat (can also use a mixture of 2/3 peat to 1/3 soil). Blueberries also like a moist soil, but should not stand in water. The plant should be watered often in summer, when it sets fruit for the coming year.

Plant only in soil. Do not plant in any non-soil media.

How to plant:

Do not plant/pot in any type of media containing wood chips or bark. Plant roots in a shallow hole 6" deep, 12"– 24" in diameter. Mix soil - 2/3 Canadian Peat Moss and 1/3 soil from same hole. Fill hole 3" from top with mixture. Set plant in hole and cover with rest of the mixture. Water, then mound plant up at base 4"– 6" high with remaining mixture. Plant 2' – 4' apart. Water often, but do not over water. **Do not mulch around our plants until after roots are established.** Potting in containers smaller than one gallon size is not recommended. Do not trim roots.

When to plant: In the spring after chance of frost has passed.

Where to plant: Full sun.

A blueberry bush is a slow grower, but will grow to a height of 6' in ten years.

Wholesale orders: **\$250.00 minimum**

Check out our Facebook : **Krieger's Wholesale Nursery**

Blueberries



Most blueberries are self pollinating, but will yield a larger crop if more than one variety is planted.

Earliblue – One of the first blueberries of the season. Ripens in June producing a large sweet berry. Self-pollinating, but will yield larger crops if pollinated with Bluecrop or Blueray.

Fruit Size: Large **Flavor:** Sweet **Firmness:** Firm
(Zone 4–7)

Duke – An early season with a large, firm berry with good color. Plant is vigorous and grows upright.

Fruit Size: Large **Flavor:** Sweet **Firmness:** Firm (Zone 4–7)

Blueetta – A late blooming, early ripening variety perfect for colder climates. Medium sized berry, with moderate to high fruit production.

Fruit Size: Medium **Flavor:** Sweet **Firmness:** Firm (Zone 4–7)

Patriot – Ripens early. The fruit is large and has very good flavor. The bush is vigorous.

Fruit Size: Large **Flavor:** Sweet **Firmness:** Firm (Zone 3–7)

Northland – Ripens early in the season. Fruit is medium size, medium firm with a wild berry flavor. The bush is vigorous and productive. Recommended for northern areas.

Fruit Size: Medium **Flavor:** Sweet **Firmness:** Firm (Zone 3–7)

Blueray – Ripens in July. It is very large with a sweet flavor.

Fruit Size: Large **Flavor:** Sweet **Firmness:** Firm (Zone 4–7)

Bluecrop – Ripens early to mid-season. This blueberry is light in color. It is the best all around variety. It has high quality fruit and is disease resistant. Great for U-Pick.

Fruit Size: Large **Flavor:** Sweet **Firmness:** Very Firm (Zone 4–7)

Berkeley – Ripens in Mid-July and produces the largest and the sweetest of all blueberries.

Fruit Size: Very Large **Flavor:** Very Sweet **Firmness:** Firm (Zone 5–7)



Blueberries

Rancocas – A mid-season berry. Great for freezing and baking. A great berry for desserts.

Fruit Size: Medium **Flavor:** Sweet
Firmness: Firm (Zone 4–7)

Rubel – A mid-season berry. The smaller berry tends to give a much a better presentation when used for baking.

Fruit Size: Medium **Flavor:** Sweet
Firmness: Very Firm (Zone 4–8)

Coville – A mid-season berry. Produces a large crop. Needs cross pollinator – plant near another blueberry variety.

Fruit Size: Large **Flavor:** Sweet/Tart **Firmness:** Firm (Zone 3–8)

Jersey – A mid to late season berry. The bush is very vigorous and productive.

Fruit Size: Medium **Flavor:** Sweet **Firmness:** Firm (Zone 4–7)

NEW

Legacy – Late mid-season berry. Grows in a wide range of soil types. Heavy producer. Plants should be trimmed annually due to weight of fruit.

Fruit Size: Medium **Flavor:** Very Sweet **Firmness:** Firm (Zone 5–8)

Pink Lemonade – A late-season berry with a sweet, lemony flavor. More compact bush. Berries are dark pink when ripe. An attractive addition to desserts.

Fruit Size: Medium **Flavor:** Very Sweet **Firmness:** Firm (Zone 4–8)

Elliott – A late season berry. The fruit is medium in size, firm, light blue and has good flavor. The bush is vigorous, upright, winter hardy and productive. It is suitable for both hand picking and mechanical harvesting.

Fruit Size: Medium **Flavor:** Sweet **Firmness:** Firm (Zone 4–7)

Blueberries – Pricing Per Plant (10 plants per bundle)

Available in Pots! Call or Email for Pricing.

Bundle Size	Per 10				Per 100				
	Plant Size	8"/12"	12"/18"	18"/24"	Over 24"	8"/12"	12"/18"	18"/24"	Over 24"
All Varieties	\$5.17	\$6.42	\$9.14	\$13.42	\$4.73	\$5.60	\$8.31	\$12.72	

Cannot ship to CA, OR, or WA

Additional quantity pricing available upon request. Call today at 1-269-465-5522

Wholesale orders: \$250.00 minimum

Check out our Facebook : **Krieger's Wholesale Nursery**



Blackberries

“Eat them fresh, frozen or canned! They make delicious pies, syrup, jams and jellies!”

How to care for your plants upon arrival: Remove Blackberry plants from shipping box immediately. Store Blackberry plants in a cool moist place and untie the bundles. Keep roots moist at all times. Do not over water.

What type of soil: Requires neutral soil, a pH of 6.5 to 7. Plants will grow in any type of well drained soil. **Plant only in soil. Do not plant in any non-soil media.**

How to plant: Do not plant/pot in any type of media containing wood chips or bark. The top root on the cane should only be 1” below the ground level. If planted too deep, it will not grow a new shoot from the base of the plant. Plants should be spaced 3’– 4’ apart. **Do not mulch around our plants until after roots are established.** Potting in containers smaller than one gallon size is not recommended. Do not trim roots.

When to plant: In the spring after chance of frost has passed.

Where to plant: Full sun

Thornless Blackberries

Natchez – Semi-erect. Very large, very firm fruit with excellent flavor. (Zone 6–9)

Prime Ark Freedom – Everbearing. Erect, early season, rust resistant variety that sets a crop in June and again around August. Large sweet fruit. (Zone 5–9)

Arapaho – Erect. Very firm, large fruit with small seeds. Excellent flavor. (Zone 5–9)

Ouachita – Erect. Attractive very large glossy fruit with excellent flavor. High yields. Great for farm stands. (Zone 6–9)

Apache – Erect. Super-sized fruit with excellent flavor to boot! Large yields. (Zone 6–9)

Navaho – Semi-erect. Medium sized black fruit with the best flavor and highest sugar content. (Zone 6–10)

Hull – Trailing. Medium to large fruit with a mild flavor. Good producer. Good winter survival. (Zone 5–9)

Triple Crown – Semi-erect. Vigorous and winter hardy with large, sweet fruit. Productive. (Zone 5–8)

Chester – Trailing. Very good winter survival. Mild, flavorful, medium sized fruit with high yields. (Zone 5–8)

Thorny Blackberries


Darrow – Erect. Large, sweet fruit. Vigorous growing and very thorny. Tolerates cold better than thornless varieties. (Zone 3–8)

Blackberries – Pricing Per Plant (10 and 25 plants per bundle)

Available in Pots! Call or Email for Pricing.

Bundle Size	Per 10	Per 25	Per 100
Plant Size			
No. 1	\$5.36	\$4.91	\$4.54
2 Yr Transplants	\$6.61	\$6.16	\$5.79

Additional quantity pricing available upon request. Call today at 1-269-465-5522



Raspberries

"Eat canned, fresh or frozen! Raspberries make delicious pies, syrup, jams & jellies!"

Junebearing varieties will have ripe berries late June and early July.

Everbearing varieties will produce fruit early July and also in the fall.

How to care for your plants upon arrival:

Remove Raspberry plants from shipping box immediately. Store Raspberry plants in a cool moist place and untie the bundles. Keep roots moist at all times. Do not over water.

What type of soil:

Requires neutral soil, a pH of 6.5 to 7. Will grow in any type of well drained soil.

Plant only in soil. Do not plant in any non-soil media.

How to plant:

Do not plant/pot in any type of media containing wood chips or bark. The top root on the cane should be 1" below the ground level. Plants should be spaced 18" apart. Press soil firmly around the roots and water well. Water regularly. Do not over water. Do not hoe/cultivate around raspberry plants, as new growth (suckers) comes from the plant's roots. **Do not mulch around our plants until after roots are established.** Potting in containers smaller than one gallon size is not recommended. Do not trim roots.

When to plant: In the spring after chance of frost has passed.

Where to plant: Full sun.

Sizes:

- 1 year- No. 1 are 3/16" and up at collar (bottom of plant above root.)
- 2 year Transplants- are 1/4" and up at collar, single or double branched.

Continued on Next Page...

Wholesale orders: \$250.00 minimum

Check out our Facebook : Krieger's Wholesale Nursery

Red Raspberries



Prelude (Summer bearing) – Earliest summer bearing red raspberry. Hardy and vigorous. Firm berries that are great for farm stands or u-pick. Primocanes may bear a small crop in the fall. **(Zone 4–8)**

NEW

Boyne (Summer bearing) – Very winter hardy. Heavy producer of medium-sized deep red berries that ripen a week or more before Latham. Great for fresh eating, freezing and jam/jelly. **(Zone 3–7)**

Latham (Summer bearing) – A reliable favorite. Deep red in color and sweet. Firm berries excellent for farm stands, freezing and **jams and jellies**. **(Zone 3–8)**

Caroline (Everbearing) – A very productive plant that produces large, sweet fruit. Disease resistant. **(Zone 4–7)**

Heritage (Everbearing) – This berry ripens in both June and early September. Produces high yielding fruit with a good sweet flavor. **(Zone 4–8)**

Yellow Raspberries

Fall Gold (Everbearing) – Extremely sweet golden berries, softer fruit. Excellent for eating fresh or for freezing. The canes are vigorous and adapt well to many soil types. **Pick and eat berry**. **(Zone 4–8)**

Anne (Everbearing) – High yields of large, firm, pale yellow fruit. Very sweet flavor. Fruits in August until it frosts. **(Zone 4–8)**

Raspberries – Pricing Per Plant (10 and 25 plants per bundle)

Available in Pots! Call or Email for Pricing.

Bundle Size	Per 10		Per 25		Per 100		
	Plant Size	1 Yr. No. 1	2 Yr. Transplant	1 Yr. No. 1	2 Yr. Transplant	1 Yr. No. 1	2 Yr. Transplant
All Red Varieties		\$4.13	\$4.65	\$3.83	\$4.33	\$3.53	\$4.07
All Yellow Varieties		\$4.47	\$5.67	\$3.94	\$5.14	\$3.63	\$4.71

Additional quantity pricing available upon request. Call today at 1-269-465-5522



Purple Raspberries

Brandywine – Berries are reddish-purple, firm, and good quality. Excellent flavor. Great for Jams and Jellies. Produces a large berry. (Zone 4–8)

Royalty – Royalty is very productive. The fruit is large, high quality, and is the sweetest of all the purple raspberries. Good for eating fresh and excellent for jams and jellies. (Zone 4–8)

Black Raspberries

New Logan – Early, large, glossy fruit is disease resistant. (Zone 3–8)

Jewel – A vigorous growing plant which ripens early in the season. Firm, excellent flavor and quality. (Zone 4–8)

Cumberland – Ripens mid-season, large fruit. (Zone 3–8)

Bristol – Ripens mid-season. Bristol produces a large firm berry with the best flavor. (Zone 3–8)

Raspberries – Pricing Per Plant (10 and 25 plants per bundle)

Available in Pots! Call or Email for Pricing.

Bundle Size	Per 10		Per 25		Per 100	
	No. 1 Tip	2 yr. transplant	No. 1 Tip	2 yr. transplant	No. 1 Tip	2 yr. transplant
All Black Varieties	\$4.62	\$6.09	\$4.10	\$5.63	\$3.69	\$5.24
All Purple Varieties	\$4.73	\$6.20	\$4.21	\$5.74	\$3.80	\$5.35

Additional quantity pricing available upon request. Call today at 1-269-465-5522

Wholesale orders: \$250.00 minimum

Check out our Facebook : Krieger's Wholesale Nursery



Loganberry

A cross between a blackberry and a red raspberry. It is thorny and is vigorous growing. Produces dark red fruit for pies, jams and jellies and for eating fresh.

How to care for your roots upon arrival: Remove Loganberry plants from shipping box immediately. Untie the bundles. Store Loganberry plants in a cool moist place. Keep plants moist at all times. Do not over water.

What type of soil: Requires neutral soil, a pH of 6.5 to 7. Will grow in clay, sandy soil or any type of black soil.

Plant only in soil. Do not plant in any non-soil media.

How to plant: Do not plant/pot in any type of media containing wood chips or bark. The top root on the cane should only be 1" below the ground line. If planted too deep, it will not grow a new shoot from the base of the plant. Plants should be spaced 3 to 4 feet apart. **Do not mulch around our plants until after roots are established.** Potting in containers smaller than one gallon size is not recommended. Do not trim roots.

When to plant: In the spring after chance of frost has passed.

Where to plant: Full sun

Zone: 6–9

Loganberry – Pricing Per Plant (10 and 25 plants per bundle)

Available in Pots! Call or Email for Pricing.

Bundle Size	Per 10	Per 25	Per 100
All Loganberries	\$5.01	\$4.71	\$4.42

Additional quantity pricing available upon request. Call today at 1-269-465-5522



Jostaberries

Jostaberry is a cross between a Gooseberry and a Black Currant. Thorn-free, vigorous and disease resistant. Fruit is high in vitamin C and forms in large clusters. Fruit is ideal for eating fresh, juice, jams and jellies. Ripens in July. Self-pollinating. (Zone 4–7)

How to care for your plants upon arrival: Remove Jostaberry plants from shipping box immediately. Store Jostaberry plants in a cool moist place and untie the bundles. Keep roots moist at all times. Do not over water.

What type of soil: Requires a soil pH of 6 to 7.5. Plants will grow in any well-drained soil. **Plant only in soil. Do not plant in any non-soil media.**

How to plant: Do not plant/pot in any type of media containing wood chips or bark. Plant deep enough to accommodate the roots without crowding them. Plants should be spaced 3'–6' apart. Press soil firmly around the roots and water well. Water regularly. Do not over water. **Do not mulch around our plants until after roots are established.** Potting in containers smaller than one gallon size is not recommended. Do not trim roots.

When to plant: In the spring after chance of frost has passed.

Where to plant: Full Sun

Jostaberries – Pricing Per Plant (10 & 25 plants per bundle)

Available in Pots! Call or Email for Pricing.

Plant Size	8"/12"	12"/18"	18"/24"	Over 24"
All Jostaberries	Bundle Size Per 10			
	\$4.12	\$4.67	\$5.02	\$5.36
	Bundle Size Per 25			
	\$3.82	\$4.37	\$4.72	\$5.06
	Bundle Size Per 100			
	\$3.53	\$4.08	\$4.43	\$4.77

**DE, MA, ME, MI, NC, NH, NJ, RI, WV RESTRICTED IN SOME AREAS.
CHECK WITH YOUR LOCAL DEPT. OF AGRICULTURE BEFORE ORDERING**
Additional quantity pricing available upon request. Call today at 1-269-465-5522

Wholesale orders: **\$250.00 minimum**
Check out our Facebook : **Krieger's Wholesale Nursery**

Gooseberries

Pixwell

Gooseberries are a great source of Vitamin C. The plant is a fast growing, small thorny deciduous shrub growing about 4-6 feet. The plant fruits in July and has various colors and flavors.

How to care for your plants upon arrival: Remove Gooseberry plants from shipping box immediately and untie the bundles. Store Gooseberry plants in a cool moist place. Keep roots moist at all times. Do not over water.

What type of soil: Requires a soil pH of 5 to 8. Plants will grow in any well-drained soil.
Plant only in soil. Do not plant in any non-soil media.

How to plant: Do not plant/pot in any type of media containing wood chips or bark. The top root on the cane should be 1" below the ground level. Plants should be spaced 2' apart. Press soil firmly around the roots and water well. Water regularly. Do not over water. **Do not mulch around our plants until after roots are established.** Potting in containers smaller than one gallon size is not recommended. Do not trim roots.

When to plant: In the spring after chance of frost has passed.

Where to plant: Full sun.

Pixwell – Bush is extremely winter hardy and very productive. Fruit is large in size, pink-red-deep purple in color, has thin skin. **(Zone 3–7)**

Captivator – Large tear shaped fruit. The berries have a sweet flavor, colored pink to red when ripe in late July. **(Zone 4–8)**

Hinnomaki – Large, Red, sweet berry on a compact thorny deciduous shrub. **(Zone 4–7)**

Gooseberries – Pricing Per Plant (10 & 25 plants per bundle)

Available in Pots!
Call or Email
for Pricing.

Plant Size	8"/12"	12"/18"	18"/24"	Over 24"
All Single Branched Varieties	Bundle Size Per 10			
	\$4.12	\$4.67	\$5.02	\$5.36
	Bundle Size Per 25			
	\$3.82	\$4.37	\$4.72	\$5.06
Bundle Size Per 100				
	\$3.53	\$4.08	\$4.43	\$4.77

Plant Size	8"/12"	12"/18"	18"/24"	Over 24"
All Double Branched Varieties	Bundle Size Per 10			
	n/a	\$7.19	\$8.13	\$9.06
	Bundle Size Per 25			
	n/a	\$6.89	\$7.83	\$8.76
Bundle Size Per 100				
	n/a	\$6.59	\$7.53	\$8.46

DE, MA, ME, MI, NC, NH, NJ, RI, WV RESTRICTED IN SOME AREAS.

CHECK WITH YOUR LOCAL DEPT. OF AGRICULTURE BEFORE ORDERING

Additional quantity pricing available upon request. Call today at 1-269-465-5522

Wholesale orders: **\$250.00 minimum**

Order today call: 269-465-5522 or go online: www.kriegersnursery.com



Currants are a great source of Vitamin C. The plant is a fast-growing deciduous shrub reaching about 4-6 feet tall that is a natural deer deterrent. Great for Jams and Jellies.

How to care for your plants upon arrival: Remove Currant plants from shipping box immediately and untie the bundles. Store Currant plants in a cool moist place. Keep roots moist at all times. Do not over water.

What type of soil: Requires a soil pH of 5 to 8. Plants will grow in any well-drained soil.

Plant only in soil. Do not plant in any non-soil media.

How to plant: Do not plant/pot in any type of media containing wood chips or bark. The top root on the cane should be 1" below the ground level. Plants should be spaced 2' apart. Press soil firmly around the roots and water well. Water regularly. Do not over water. **Do not mulch around our plants until after roots are established.** Potting in containers smaller than one gallon size is not recommended. Do not trim roots.

When to plant: In the spring after chance of frost has passed.

Where to plant: Full Sun

Perfection (Red) – Large easy to pick clusters of bright- red fruit. Good quality. Plants are vigorous and hardy. (Zone 3–7)

Red Lake (Red) – Produces clusters of large sweet, red berries, in July. Vigorous, cold hardy, self pollinating. Makes delicious jelly. (Zone 3–7)

Imperial (White) – Translucent fruit with a pink blush. This berry is considered to have the richest flavor of all currants. (Zone 3–5)

NEW Primus (White) – Heavy producer of large clusterless sweet berries. High in vitamin C. Good disease resistance. (Zone 3–8)

Consort (Black) – Winter hardy black currant that is an excellent source of vitamin C. Makes great preserves and wine flavoring. The plant has a unique musky scent and is resistant to white pine blister rust. (Zone 3–7)

**Currants –
Pricing Per Plant
(10 & 25 plants
per bundle)**

Plant Size	8"/12"	12"/18"	18"/24"	Over 24"
All Single Branched Varieties	Bundle Size Per 10			
	\$4.12	\$4.67	\$5.02	\$5.36
	Bundle Size Per 25			
	\$3.82	\$4.37	\$4.72	\$5.06
Bundle Size Per 100				
	\$3.53	\$4.08	\$4.43	\$4.77

**Available in Pots!
Call or Email
for Pricing.**

Plant Size	8"/12"	12"/18"	18"/24"	Over 24"
All Double Branched Varieties	Bundle Size Per 10			
	n/a	\$7.19	\$8.13	\$9.06
	Bundle Size Per 25			
	n/a	\$6.89	\$7.83	\$8.76
Bundle Size Per 100				
	n/a	\$6.59	\$7.53	\$8.46

DE, MA, ME, MI, NC, NH, NJ, RI, WV RESTRICTED IN SOME AREAS.

CHECK WITH YOUR LOCAL DEPT. OF AGRICULTURE BEFORE ORDERING

Additional quantity pricing available upon request. Call today at 1-269-465-5522

Wholesale orders: \$250.00 minimum

Check out our Facebook : Krieger's Wholesale Nursery



Elderberries

How to care for your plants upon arrival: Remove plants from shipping box immediately. Untie the bundles. Store Elderberry plants in a cool moist place. Keep roots moist at all times. Do not over water. (Zone 3–8)

What type of soil: Requires a moderately acid soil pH 5.5-6 Elderberries should be planted in a well drained area. Can be a moist area, as long as it is well drained. Plants can tolerate moderate drought after established.

Plant only in soil. Do not plant in any non-soil media.

How to plant: Do not plant/pot in any type of media containing wood chips or bark. Elderberry plants can grow 10' to 15' tall and about 4' wide. Place plants in a shallow hole about 5' apart with 6' to 8' between rows. Elderberries require a cross pollinator- another variety should be planted close by. **Do not mulch around our plants until after roots are established.** Potting in containers smaller than one gallon size is not recommended. Do not trim roots.

When to plant: In the spring after chance of frost has passed.

Where to plant: Full sun

Adams – High in vitamin C! The purple-black berries are great for jelly and wine. Pollinator needed. (Zone 3–8)

Johns – Early variety of Elderberry. Large clusters of black berries. Great for jelly. High in Vitamin C. Great for jelly. Pollinator needed. (Zone 3–8)

York – Large sweet, black fruit. Use for teas, syrups, jelly. High in Vitamin C. Great for jelly. Pollinator needed. (Zone 3–8)

Elderberries

Available in Pots! Call or Email for Pricing.

Bundle Size	Per 10	Per 25	Per 100
All Elderberries	\$6.18	\$5.89	\$5.60

Additional quantity pricing available upon request. Call today at 1-269-465-5522

Cannot ship into CA, ID or WA



Goji Berries

Goji berries are incredibly healthy- packed with amino acids, antioxidants and vitamins.

How to care for your Goji Berries upon arrival: Remove plants from shipping box immediately. Untie the bundles. Store Goji plants in a cool moist place. Keep plants moist at all times. Do not over water.

What type of soil: Prefers a slightly alkaline soil, about a pH of 7.
Plant only in soil. Do not plant in any non-soil media.

How to plant: Do not plant/pot in any type of media containing wood chips or bark. Plant Goji plants 3 to 5 feet apart in shallow holes with 6 to 8 feet between rows. **Do not mulch around our plants until after roots are established.** Potting in containers smaller than one gallon size is not recommended. Do not trim roots.

When to plant: In the spring after chance of frost has passed.

Where to plant: Full sun

Goji – Highly disease resistant and drought tolerant. Ships spring only. (Zone 3–9)

Goji Berries

Available in Pots! Call or Email for Pricing.


Bundle Size	Per 10	Per 25	Per 100
All Goji Berries	\$6.18	\$5.89	\$5.60

Additional quantity pricing available upon request. Call today at 1-269-465-5522

Cannot ship into CA, ID or WA

Wholesale orders: \$250.00 minimum

Check out our Facebook : Krieger's Wholesale Nursery



Grapes

Grapes produce their fruit in the fall, mid-September until it freezes.

How to care for your plants upon arrival:

Remove Grape plants from shipping box immediately. Store Grape plants in a cool moist place and untie the bundles. Keep roots moist at all times. Do not over water. Store plants in a cool place.

What type of soil:

Will grow in a range from 5.5 to 7.0 pH. Plant in any type of well-drained soil.

Plant only in soil. Do not plant in any non-soil media.

How to plant: Do not plant/pot in any type of media containing wood chips or bark. Dig a trench 6" wide and 10"–12" deep. Place roots in bottom of trench and cover with soil. Main stem of plant should be 1/2 – 1/3 below ground level. Plants should be spaced 5' apart. Vines should be put on a trellis or wires second year. **Do not mulch around our plants until after roots are established.** Potting in containers smaller than one gallon size is not recommended. Do not trim roots.

When to plant: In the spring after chance of frost has passed.

Where to plant: Full Sun

Seeded Grapes

Concord (Blue) – The most popular American grape. Flavorful and highly aromatic, considered an all-purpose grape used to make sweet wines, juices and jellies. (Zone 4–8)

Niagara (White) – This seeded white grape ripens mid-season and produces an abundance of clusters of large flavorful fruit. Great for juice, wine and table. (Zone 4–7)

Catawba (Red) – A spicy flavored red slip-skin grape. Medium to large clusters, fruit is round and dark red. A very good table grape, excellent for jams and jellies, and often used for wine and sweet sparkling wine. (Zone 4–8)

Fredonia (Large Table Grape) – Fredonia has a wonderful flavor and quality. This is the best of the black grapes. It is early to ripen and offers a large fruit. (Zone 4–7)

King of the North (Hardy Blue) – A very productive grape plant that ripens early with high acidity. King of the North is a seeded table grape for cold climates, that is also good for juice. Excellent foliage for a fence or arbor. (Zone 3–7)

Seedless Grapes



Canadice (Red) – A small sweet flavored red seedless berry. Canadice is winter hardy. It has a distinct flavor but not overpowering. Perfect for jams, jellies, or fresh eating. (Zone 5–7)

Concord (Blue) – The most popular American grape. It is flavorful and highly aromatic, considered an all-purpose grape used to make sweet wines, jams and jellies. (Zone 4–8)

Glenora (Blue) – Full clusters of medium seedless bluish black berry. Smooth thin skin with sweet and spicy flavor. Superior quality that keeps well on the vine. Highly vigorous with medium productivity. Ripens in late August or early September. (Zone 5–8)

Himrod (White) – Medium sized grapes with sweet flavor. Large clusters turn golden-yellow when fully ripe. Developed in New York for winter hardiness. Ripens in late August. (Zone 5–8)

Einset (Red) – A very hardy plant that produces an oval berry that is bright red and sweet. Ripens early in season. (Zone 5–8)

Marquis (White) – A very productive plant that produces large clusters of seedless grapes with excellent flavor. (Zone 5–8)

Wholesale orders: **\$250.00 minimum**

Check out our Facebook : **Krieger's Wholesale Nursery**

Grapes cont.

Wine Grapes

Cayuga (White) – Very productive, high quality wine grape produces a semi-sweet to sweet wine. Can be used for fresh eating too! **(Zone 5–8)**

Isabella (Blue) – Mid to late season fruit produces a light bodied sweet red wine or sparkling wine with notes of strawberry. **(Zone 5–8)**

La Crescent (White) – Very cold hardy. Produces an excellent quality white wine with fruity aromas. **(Zone 3–8)**

Marquette(Blue) – Cold hardy red wine grape producing wines with pronounced tannins that may have notes of berry, cherry, spice and black pepper. **(Zone 3–8)**

Traminette (White) – Characteristics similar to parent Gewertztraminer. Produces well balanced dry or sweet wines with spicy notes. **(Zone 5–8)**



Grape Vines – Pricing Per Plant (10 & 25 plants per bundle)

Available in Pots! Call or Email for Pricing.

Bundle Size	Per 10			Per 25			Per 100			
	Plant Size	1 Yr.	2 Yr.	3 Yr.	1 Yr.	2 Yr.	3 Yr.	1 Yr.	2 Yr.	3 Yr.
Concord, Catawba & Niagara		\$3.95	\$5.01	\$6.07	\$3.77	\$4.83	\$5.89	\$3.48	\$4.54	\$5.60
Fredonia		\$3.95	n/a	n/a	\$3.77	n/a	n/a	\$3.48	n/a	n/a
King of the North		\$8.07	\$9.22	\$10.37	\$7.77	\$8.92	\$10.07	\$7.48	\$8.63	\$9.78

Bundle Size	Per 10			Per 25			Per 100			
	Plant Size	1 Yr.	2 Yr.	3 Yr.	1 Yr.	2 Yr.	3 Yr.	1 Yr.	2 Yr.	3 Yr.
Concord, Einst, Marquis Seedless		\$8.07	\$9.22	\$10.37	\$7.77	\$8.92	\$10.07	\$7.48	\$8.63	\$9.78
All Other Seedless		\$8.07	n/a	n/a	\$7.77	n/a	n/a	\$7.48	n/a	n/a
Wine Grapes		\$8.07	n/a	n/a	\$7.77	n/a	n/a	\$7.48	n/a	n/a

Grapes cannot be shipped into CA, ID, OR, and WA

Wine grapes cannot be shipped into NY

Additional quantity pricing available upon request. Call today at 1-269-465-5522



Red Rhubarb

The Rhubarb plants emerge through the soil early in the growing season. The tart, colorful rhubarb can be used in pies and great jams., Rhubarb should only be planted in cooler spring weather. **Buyer assumes all risk for growth of plants on rhubarb shipped after April 30th.**

How to care for your root upon arrival: Remove Rhubarb from shipping box immediately. Store Rhubarb in a cool dry place. Rhubarb may be stored in dry sawdust. Rhubarb roots have a short shelf life.

What type of soil: Prefers slightly acid soil, pH 6.0-6.8.

Plant only in soil. Do not plant in any non-soil media.

How to plant: Do not plant/pot in any type of media containing wood chips or bark. Dig a hole 2”– 3” deeper than the division/root. Place in the hole facing up 2”– 3” below ground level. Plant 2’ apart.

Do not mulch around our plants until after roots are established. We recommend potting rhubarb divisions in a two gallon container. Roots may be potted in a one gallon container.

When to plant: Rhubarb is a cool weather growing plant – plant as early as possible in the springtime.

Where to plant: On the edge of your vegetable garden, in foundation plantings, border plantings. Will grow 2’ x 2’ tall the second year.

Canada Red – Crown Divisions Hybrid variety. This very popular rhubarb has tender, sweet, stalks that are red clear through. Plants are hardy and grow in most well-drained soil types. (Zone 3–8)

Crimson Red – Crown Divisions Hybrid variety. Excellent sweet yet tart flavor with bright red color. Winter hardy and disease resistant. (Zone 3–8)

Victoria – Roots Sections. Heirloom variety. Slender red/green stalks can be harvested after the first year. Excellent for cooking and baking. (Zone 3–8)

Red Rhubarb (Pricing Per Division/Root)

Available in Pots! Call or Email for Pricing.

Bundle Size	Per 10	Per 25	Per 100	Per 250
Crown Division	\$7.76	\$7.34	\$6.91	\$6.09
1 Yr. Roots	\$4.86	\$4.49	\$4.01	\$3.46
2 Yr. Roots	\$7.76	\$7.34	\$6.91	\$6.09

Cannot ship into NV, OR, TX, UT, or WA

Additional quantity pricing available upon request. Call today at 1-269-465-5522

Wholesale orders: \$250.00 minimum

Check out our Facebook : Krieger's Wholesale Nursery



Strawberries

“Delicious to eat Fresh or Frozen!”

How to care for your crowns upon arrival: Remove Strawberry plants from shipping box immediately. Untie the Strawberry plants and remove the string. Keep Strawberry plants refrigerated until planting.

What type of soil: Well drained soil. Requires a soil pH of 6.5 to 6.8

Plant only in soil. Do not plant in any non-soil media.

How to plant: Do not plant/pot in any type of media containing wood chips or bark. Plant in a 6”– 8” deep furrow so that the plants are above the soil. All roots need to be below ground for better growing success. Plants should be 12”–18” apart within the row and 3’ – 4’ apart between the rows. Overcrowding will result in a smaller berry. Fertilize when runners begin. **Straw mulch may be used around plants after established.** Potting in containers smaller than one gallon size is not recommended. Do not trim roots.

When to plant: In the spring after chance of frost has passed.

Where to plant: Full Sun

Junebearing Strawberries

Produces fruit in June only (Varieties are listed in ripening order)

Earliglow – Early, firm, sweet flavored. Medium sized fruit. Plants produce lots of runners for even more fruit the next year. (Zone 4–8)

Galletta – Early season berry with excellent flavor and aroma. Large firm berries. Very productive. (Zone 4–7)

Honeoye – Fantastic Yields! This large firm berry is red clear through and is great for pies. Winter hardy. (Zone 3–8)

Junebearing Strawberries cont.



All Star – A variety that ripens mid to late season. The glossy firm fruit, is an excellent u-pick or home garden choice. (Zone 4–8)

Sparkle – A good berry for jam and freezing. A flavorful, medium sized berry of high-quality. An extremely vigorous variety. Easy to grow. (Zone 3–8)

Jewel – The strawberry industry's best variety. Good for U-Pick, home gardening and longer season yields. Produces large, firm, wedge-shaped fruit of excellent color and quality. (Zone 4–8)

Everbearing/Day Neutral Strawberries

Produces fruit in June and again in late-summer

Ozark Beauty (Everbearing) – High yields of very sweet fruit. Large berries ideal for jam and preserves or desserts. (Zone 4–8)

Albion (Day Neutral) – These berries are excellent flavored, very large and red throughout. (Zone 4–8)

Seascape (Day Neutral) – The berries are very large, firm and have good flavor. Heavy producer (Zone 4–9)

Quinault (Everbearing) – Large heart-shaped deep red berries. (Zone 4–8)

Eversweet® (Everbearing) – Heat tolerant. Sweet and flavorful firm bright red berries. (Zone 5–9)

White Carolina Pineberry (Everbearing) – A hybrid of 2 strawberry varieties that create this unique white to pale pink or pale orange berry with a pineapple-like aroma and flavor. Must be planted with another everbearing variety for pollination. (Zone 4–9)

Flamingo (Everbearing) – White fruit with a pink blush and red seeds. Firm medium-sized berries. Self-pollinating and disease resistant. (Zone 5–9)

Strawberries (Pricing Per Quantity)

Available in Pots! Call or Email for Pricing.

Bundle Size	Per 25	Per 100	Per 250	Per 500	Per 1,000	Per 5,000
Junebearing	\$20.25	\$48.00	\$115.00	\$220.00	\$400.00	\$1,800.00
Everbearing/ Day Neutral	\$20.75	\$50.00	\$120.00	\$230.00	\$420.00	\$1,900.00

Additional quantity pricing available upon request. Call today at 1-269-465-5522

Wholesale orders: \$250.00 minimum

Check out our Facebook : [Krieger's Wholesale Nursery](#)



Asparagus

Spears are delicious fresh or can be frozen or canned.

How to care for your roots upon arrival: Remove Asparagus roots from shipping box immediately and untie the bundles. Do not water Asparagus roots. If you are going to keep roots longer than two weeks, untie bunch and spread roots out. Store in a cool dry place.

What type of soil: Will grow in any type of well drained soil. Prefers a soil pH level between 6.8 to 7.2.

Plant only in soil. Do not plant in any non-soil media.

How to plant: Do not plant/pot in any type of media containing wood chips or bark. Dig a trench 8" deep. Roots should be laid flat in bottom of trench with crown (top of root) upright in middle with roots spread evenly in each direction. Space plants in trench approximately 9"-12" apart so roots of each crown touch. Only put 2" to 3" of soil on top of roots at time of planting. As plant grows, more soil should be added. It is better not to take spears the first growing season. This should provide you with a better crop the next season. **Do not mulch around our plants until after roots are established.** Potting in containers smaller than one gallon size is not recommended. Do not trim roots.

When to plant: In the spring after chance of frost has passed.

Where to plant: In full sun, leaving the asparagus fern to die back in fall.



Heirloom Asparagus

Mary Washington – Best all-around variety for garden and commercial use. Disease resistant. It produces an abundance of tender, flavorful spears. (Zone 4–8)

Viking KB3 – Very hardy, rust resistant, good yield. (Zone 4–8)

Hybrid Asparagus

predominately male

Jersey Giant – Large stalk, sweet, very productive. (Zone 4–8)

Jersey Knight – Early season, very productive, large attractive spears. (Zone 4–8)

Jersey Supreme – Early season, high yield, cold hardy, disease resistant. (Zone 4–8)

Millennium – Produces tender, flavorful spears that grow in a wide range of soil types, including heavier soils. Cold-hardy but tolerates some heat. Rust resistant. (Zone 3–8)

Purple Passion – Large, tender deep purple spears with a sweet, nutty flavor. When cooked it will turn green in color. (Zone 4–8)

Sweet Purple – Thick stalks, nutty and sweet flavor that turns green when cooked. (Zone 4–8)

Asparagus (Pricing Per Quantity)

Available in Pots! Call or Email for Pricing.

Bundle Size	Per 10	Per 25	Per 100	Per 250	Per 500	Per1,000	Per5,000
Heirloom Varieties	\$15.00	\$31.25	\$95.00	\$175.00	\$280.00	\$380.00	\$1,650.00
Hybrid Varieties	\$16.20	\$34.25	\$107.00	\$205.00	\$340.00	\$500.00	\$2,250.00
Millennium Variety	\$16.90	\$36.00	\$114.00	\$222.50	\$375.00	\$570.00	\$2,600.00

Additional quantity pricing available upon request. Call today at 1-269-465-5522

Wholesale orders: \$250.00 minimum

Check out our Facebook : Krieger's Wholesale Nursery



Hops Rhizomes

Hops Rhizomes are not only used for beer. They make an attractive addition to your garden with their aroma and attractive vines.

How to care for your rhizomes upon arrival:

Remove Hops Rhizomes from shipping box immediately and untie the bundles. Store Hops Rhizomes in a plastic bag and in the refrigerator to keep from drying out until ready to plant.

What type of soil:

The rhizome prefers a well-drained sandy loam soil with a pH of 6 –7.5.

Plant only in soil. Do not plant in any non-soil media.

How to plant: Do not plant/pot in any type of media containing wood chips or bark.

Plant 2 rhizomes per hill, hills being approx. 4' – 5' apart in the row. Cover with 3" - 4" of soil. Requires frequent watering. **Do not mulch around our plants until after roots are established.** Potting in containers smaller than one gallon size is not recommended. Do not trim roots.

When to plant: In the spring after chance of frost has passed.

Where to plant: Full sun

Columbus (Dual purpose) – Superior high alpha (14.5-16.5%) variety with pungent citrus to herbal/woody tones. **(Zone 3–8)**

Chinook (Bittering) – High alpha (12-14%) variety with aromas of grapefruit and intense pine. **(Zone 3–8)**

Magnum (Bittering) – High alpha (12-14%) type in line with noble varieties. Very clean aroma. Incredibly smooth bittering hop. **(Zone 3–8)**

Nugget (Bittering) – A light flavor and woody aroma in this high alpha (12-15%) hop variety. One of the most popular varieties. **(Zone 3–8)**

NEW **Triumph** (Dual purpose) – Newer USDA hop release. Triumph's noble genetics make it a great lager hop. It's pine/resin tones with delicate aromas of peach, orange and lime also lend a fruity note to ales and IPAs. High alpha 9-12%. **(Zone 3–8)**

Cascade (Dual purpose) – One of the most popular hop varieties with moderate Alpha acid levels (4.5-7%), with excellent botanical/spicy/citrus aroma. **(Zone 5–9)**

Centennial (Dual purpose) – A high alpha (12/14%) hop similar to Cascade but a little less citrus-y. Nice floral aroma. **(Zone 3–8)**

Comet (Dual purpose) – Referred to as having a “Wild American” aroma with notes of citrus zest/herbals, this high alpha (9-12%) hop has a well-rounded flavor profile. **(Zone 3–8)**

Crystal (Aroma) – An American version of a noble hop. May be one of the best substitutes for the German Hallertau Mittelfruh noble hop. Aroma has herbal forest and citrus notes. Low alpha (3-6.2%) acid. **(Zone 3–8)**

Sterling (Dual purpose) – Noble characteristics similar to Saaz. Herbal and spicy aroma with hints of floral and citrus. Medium (4-9%) alpha acid. **(Zone 4–8)**

Mt. Hood (Aroma) – Mild aroma with herbal notes. A descendant of the noble Hallertau hop. Medium (4-9%) alpha acid. **(Zone 3–8)**

Willamette (Aroma) – A favorite among brewers. One of the most common aroma types with a floral/fruity and slightly spicy herbal aroma. Low (4-6%) alpha acid content. **(Zone 3–8)**

Hops Rhizomes – Pricing Per Plant (10 & 25 plants per bundle)

Available in Pots! Call or Email for Pricing.

Bundle Size	Per 10	Per 25	Per 100	Per 500
All Varieties	\$7.12	\$6.15	\$5.51	\$4.92

Cannot ship into ID, OR, or WA

Additional quantity pricing available upon request. Call today at 1-269-465-5522



Wholesale orders: \$250.00 minimum

Check out our Facebook : Krieger's Wholesale Nursery



Horseradish

How to care for your Horseradish upon arrival: Remove Horseradish roots/crowns from shipping box. Do not water. Store Horseradish in a cool dry place until planted.

What type of soil: Rich composted and well-drained soil.
Plant only in soil. Do not plant in any non-soil media.

How to plant: Do not plant/pot in any type of media containing wood chips or bark. Plant roots on a slight angle 4"– 6" deep and 12"– 18" apart. Water frequently. Dig plants when the leaves have died back either in the fall or in the spring. If planting crowns, buds should be just above soil level. **Do not mulch around our plants until after roots are established.** Potting in containers smaller than one gallon size is not recommended.

When to plant: In the spring after chance of frost has passed.

Where to plant: Plant in full sun.

Horseradish – A cold hardy plant, horseradish roots can be harvested in fall, winter or spring. Ships spring only. **(Zone 4-8)**

Horseradish

Available in Pots! Call or Email for Pricing.

Bundle Size	Per 10	Per 25	Per 100
Horseradish, root	\$3.17	\$2.78	\$2.50
Horseradish, crown	\$3.86	\$3.45	\$3.11

Additional quantity pricing available upon request. Call today at 1-269-465-5522



Fig

How to care for your Fig upon arrival: Remove plants from shipping box immediately. Untie the bundles. Store Fig plants in a cool moist place. Keep plants moist at all times. Do not over water.

No warranty coverage for winter kill/weather related issues on figs.

What type of soil: Figs will grow in a wide variety of soils with a neutral pH.

Plant only in soil. Do not plant in any non-soil media.

How to plant: Do not plant/pot in any type of media containing wood chips or bark. Dig a hole large enough to accommodate roots without crowding. Do not trim roots. Water plant in well. If potting, choose a container large enough to allow for root growth. Upgrade container size as plant grows.

Do not mulch around our plants until after roots are established. Potting in containers smaller than one gallon size is not recommended. Do not trim roots.

When to plant: In the spring after chance of frost has passed.

Keep protected until outside temperature reached 50°F.

Where to plant: Full sun to part sun (outside). Figs need 6-8 hours of sunlight per day. If potted, place in a sunny window.

Chicago Hardy Fig – Medium-sized fruit with a rich flavor. Self-pollinating. Does well when container grown. Must have winter protection in zones 5 & 6 (move indoors). If planted outdoors in warmer zones, does better in a protected area along a south wall. Can grow to over 10 feet tall. (Zone 5-9)

Figs

Available in Pots! Call or Email for Pricing.

Bundle Size	Per 10	Per 25	Per 100
Chicago Hardy	\$6.18	\$5.89	\$5.60

Additional quantity pricing available upon request. Call today at 1-269-465-5522

Wholesale orders: \$250.00 minimum

Check out our Facebook : Krieger's Wholesale Nursery

Container Plants

We offer most of our plants in containers for pickup at our nursery, which can be customized to your specific needs – whether individual or greenhouse operations. Call for options. Container plants are a great way to go for those wishing to start U-pick operations with a more mature, established plant. Perfect for road side stands!



Blueberry



Strawberry



Hops



Raspberry

Blueberry Earlibue



Plant: Full Sun
 Spacing: 2' – 4'
 Grow: 6' – 8'
 Soil Type: pH 4.0 – 6.0
 Zone: 4 – 7
 How to Plant:
 Plant roots in a hole 6" – 8" deep.
 All blueberries are self pollinating, but will yield a larger crop if more than one variety is planted.

Plant Tags

Price Per Item

Slip Tags	\$0.35
4 inch Picture Tags	\$0.40

Tags available upon request.

General Information

Payment, Terms & Conditions: Payment is accepted by check, money order or by credit card. We accept Discover, MasterCard or Visa in US dollars. Overdue accounts are subject to a service charge of 2% interest per month or 24% annually. Collection agency/attorney fees will be added to overdue accounts sent for collection.

Warranty/Shipments: We ship March through May. Krieger's Nursery guarantees all plants to be viable dormant plants upon shipment. **OPEN YOUR BOX AND CARE FOR YOUR PLANTS IMMEDIATELY UPON ARRIVAL.** If plants are received in damaged or unsatisfactory condition, notify us immediately. Take photos of any damage and forward to us. Any plants planted by June 1 that fail to show any signs of growth may qualify for free one-time replacements (subject to availability), however, total replacements are limited to up to 5% of original quantity of that item purchased. **Customer pays shipping on replacement plants. Photos required to aid in evaluating any claims.** Return of plants deemed non-viable may be required- do not throw plants out before contacting Krieger's Nursery first! We may offer refunds at our discretion. **Warranty does not cover plants planted in pots/containers.** We will not be liable for more than the purchase price of the plants. We will express or imply no warranty as to productiveness or life of the nursery stock that we sell and will not be responsible for the results secured in transplanting. We are not liable for damage beyond our control including but not limited to improper planting, disease, fungus, insects, extremes in weather, or purchaser practices not recommended by Krieger's Nursery (ex: planting in mulch, media containing mulch or any non-soil media). **It is the purchaser's responsibility to ensure plants selected will grow in their USDA hardiness zone and are shipped at the appropriate recommended planting time for their location.**

Pricing: All prices are F.O.B. Bridgman, Michigan. Shipping and handling cost will be added to your invoice. **Alaska and Hawaii additional shipping charges will apply.** This catalog cancels all previous prices and may be changed without notice. Pricing subject to availability.

**Wholesale Pricing – minimum \$250.00 per order
For lesser quantities visit berryplants.com**

Quantity volume discount pricing is available on all plants upon request.

How to Order:

www.kriegersnursery.com Shop Online

www.berryplants.com Shop Online

E-Mail: office@kriegersnursery.com,

Phone: 269-465-5522 Fax: 269-465-4822


Shipping & Handling Charges	
\$250 – \$300.....	\$50.00
\$301 – \$500.....	\$75.00
\$501 – \$750.....	\$100.00
\$751 – \$1000.....	\$150.00
\$1001 – \$1,500....	\$200.00
over \$1,500.....	\$250.00

(additional charges may apply on some orders)

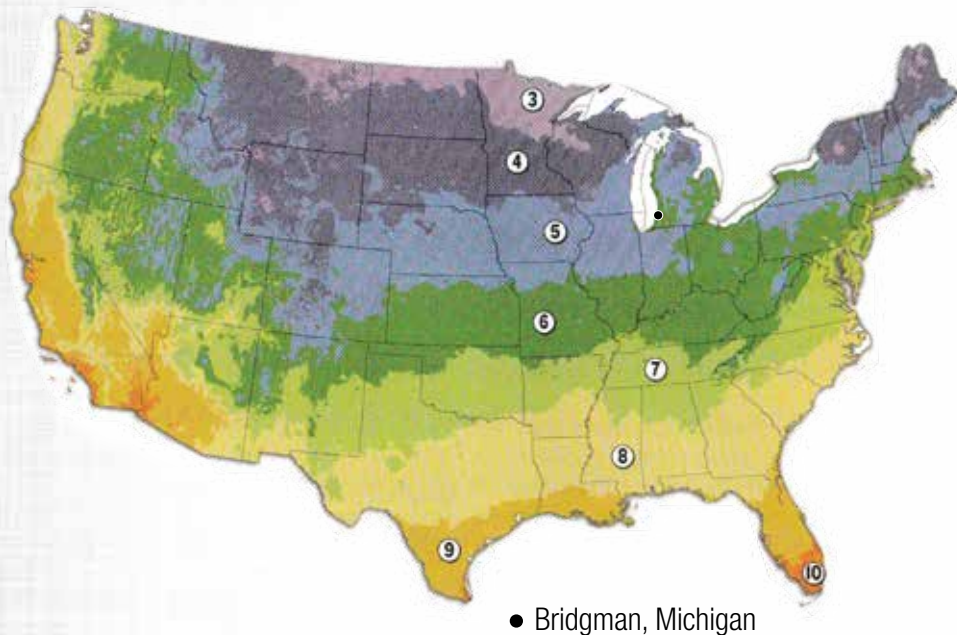
If you are in our area feel free to stop by to see our plants! Visitors are always welcome.

Customer Pick-Up: Customers interested in picking up plants in Bridgman, Michigan need to give a 48 hour notification. Please bring suitable tie-down equipment to protect and secure your plants.

Office Hours: Office Hours are from 8:00 a.m. - 5:00 p.m. Monday – Friday (Eastern Standard Time)
Limited weekend hours- call to make appointment.

Wholesale orders: \$250.00 minimum
Check out our Facebook : **Krieger's Wholesale Nursery**

Find Your Hardiness Grow Zone




USDA	Recommended Planting	Weather Permitting
Zone 3	After May 15th	As early as May 1st, no later than June 15th
Zone 4	May 1st-15th	As early as April 24th, no later than May 30th
Zone 5	April 17th - May 1st	As early as April 10th, no later than May 20th
Zone 6	April 3rd - April 24th	As early as March 25th, no later than May 15th
Zone 7	March 20-April 3rd	As early as March 13th, no later than April 30th
Zone 8	Feb 27th - March 20th	As early as Feb 20th, no later than April 10th
Zone 9	Feb 13th - Feb 27th	As early as Feb 13th, no later than March 25th

Plant hardiness is very important to growing success. Check the map to determine which hardiness zone you live in. You'll find zone designations at the end of many of the plant descriptions printed in this catalog.

Table of Contents...

Asparagus	Page 20	Hops	Page 22
Blackberries	Page 4	Horseradish	Page 24
Blueberries	Page 1	Jostaberry	Page 9
Currants	Page 11	Loganberry	Page 8
Elderberries	Page 12	Raspberries	Page 5
Figs	Page 25	Rhubarb	Page 17
Goji Berries	Page 13	Strawberries	Page 18
Gooseberries	Page 10	Containers & Tags	Page 26
Grapes	Page 14		



Wholesale orders: \$250.00 minimum
Check out our Facebook : **Krieger's Wholesale Nursery**

Krieger's Wholesale Nursery

**PO Box 116
Bridgman, MI 49106**

PRESORTED
FIRST-CLASS MAIL
U.S. POSTAGE PAID
LivestockDirect.net
PERMIT NO. 29

Time Dated Material

First Class

